

The Effect of Social Media on Family Relationships

Heba Abdallah Mahmoud⁽¹⁾, Prof. Dr. Sahar Ahmed Shafik⁽²⁾

(Community Health Nursing -Faculty of Nursing -Helwan University- Cairo)

(Professor of Community Health Nursing -Faculty of Nursing -Helwan University- Cairo)

Abstract

Background: Today's family members have unprecedented use of social media to keep them updated and informed about what is happening around them and world. They spend many hours a day using social media this reflected on family relationships. **Materials and Methods:** Descriptive research design was used, Purposive sample was used in this study to choose 170 family members in two social clubs called Badr social club and social housing club. **Results:** the study results revealed that 41.2% of family members know social media as negative effect, as double edge effect. The effect of social media on parent-child relationships was 53.5% sometimes have effect on parent - child relationships, effect of SM on married couple's relationships was 63% of them often have effect and the effect of social media on family relationships was 59.1% of them often have effect on there. There was positive relation between social media use by hours and married couple relationships, parent-child relationships and family relationships with statically significant relation. **Conclusion:** It was concluded that the family members use social media for long hours daily were often had effect on family relationships.

Key words: social media, family relationships

Date of Submission: 24-11-2020

Date of acceptance: 08-12-2020

I. Introduction

A family is "a group of people that live together in a permanent arrangement separated from the rest of the world by the walls of the family dwelling". OR, a family is not simply a collection of people related by blood or marriage¹. Social media has become a powerful force in our culture and an integrated component of human interaction; thus, a balance needs to be struck between positive and negative social media over-use². The social part: Refers to interacting with other people by sharing information with them and receiving information from them. The media part: Refers to an instrument of communication, like the internet while TV, radio, and newspapers are examples of more traditional forms of media³. Due to advent of new technologies, now people are able to enjoy with benefits and outcomes of social media, this improved of social media is much faster in comparison to the older traditional media, allow individuals to establish a public or semi-public profile in a bounded system. Also allow the users to share a list of other social media users with whom they have a connection, view and transfer the connections' list within the system. Stay connected with friends and family members and offers an easy way to keeping in touch and maintaining relationships with individuals for communication⁴. Social media users grown to 4.66 billion people around the world in October 2020 and average of nearly 2 million new users are joining every day. The users around the world is spent 7 hours per day between April and June 2020, spending roughly 15% of their waking life using social platforms, social media penetration 50% over world. In Egypt there were 42.00 million social media user in Egypt in January 2020, increase by 2.9 million every three months, internet penetration stood at 54%, social media penetration stood at 41% in Egypt in January 2020⁵. A family from Latin: Familia is a group of people related either by consanguinity by recognized birth, affinity by marriage or other relationship, or some combination of these members of the immediate family may include spouses, parents, brothers, sisters, sons, and daughters. Members of the extended family may include grandparents, aunts, uncles, cousins, nephews, nieces, and siblings-in-law. Sometimes these are also considered members of the immediate family, depending on an individual's specific relationship with them⁶. Essential function of family such as stable satisfaction with partner, procreation and bearing the children, provision of home and socialization process by norms, values, morals, ideas, culture and acquires characters. Non-essential or secondary function of family such as economic, educational, religious, health related, recreation and social function as teach about social custom, mores, traditions norm and etiquette⁷. Family relationships is defined as the emotional bonding that family members have toward one another. This means apposite involvement of parents with their children, as reflected in shared activities, supportive behavior, and affection⁸. Strong family relation and healthy relationship is nurtured, a family can be a lifelong source of support. The bond with a family can play a very important role in personal wellbeing and the ability to form other kinds of relationships outside of the family unit such as friendships and romantic relationships⁹. Positive effect of social media on parent-child relationships Keep parent in touch with their

children through the help of social media. With the ability to video chat and share pictures and so on, families who live away from one another are able to close that distance¹⁰, Couples are better able to get to know their other friends and social circles since social media feeds make it easier to see what a person gets up to and the things they like doing. It often makes them feel closer to each other despite having become friends only recently¹¹, families can often share locations of favorite restaurants, family moments, fond memories, family life education, and family therapy and Families who have been through a divorce may find social media useful¹². On the other side social media use for long hours can effect negatively on family relation through Reduces the time parents and children spend together in common activities, consequently facilitating the social isolation of children from adults, The relationship between child and their parents, online aggression and victimization, as well as the fear of missing out, all play a role in the overuse of social media, effects on parenting causing parental distraction, decreasing the level of everyday parental engagement, and making a child more likely to be at risk for injury, accident¹³. Negatively influence on couple interactions or time spent together, deleterious effect of using cell phone when partner present. Decreased in the quality of physical and emotional infidelity, relationship dissatisfaction, romantic disengagement, and a higher risk of divorce, Creates conflict over, ultimately personal well-being. Attachment anxiety was found¹⁴. fewer shared meals and slightly lower levels of satisfaction with family and leisure time than families with less technology, hindering face-to-face interactions and social involvement, isolation from the family and failure to develop normal modes of expression, affecting the quality of family relationships, This can sometimes lead to making families or couples unhappy with their own lives and situations¹⁵. Social media has the ability to become very addictive. Most people find it has become a compulsion for them to check their phones every few minutes to see if they have any new notifications. In fact, the addiction is so real and so strong that it has been found that people experience the same kind of withdrawal symptoms as a drug addict if they are unable to check their social media¹⁶. Role of community nurse to manage social media effect on family members relationships divided to three level of prevention: Primary prevention: -Increase awareness of family members, guideline to maintain healthy balance between social media and family member's relationships. Provide tool that help predict an individual's level of risk for media over use that effect on family relationships. Making educational conferences to reveal the seriousness of social media excessive use in destroying family relationships. Holding seminars on social media and television to discuss the family plan for the healthy use of social media to maintain good family relationships¹⁷. Second level: Examine how to diagnose and differentiate social media over use from other psychiatric condition. Explores evident base treatment approaches to establishing successful family relationships. Highlight the psychological, social and family condition for those most at risk for breakdown of family relationships as a result of excessive use of social media¹⁸. On a tertiary prevention level, the community nurse plays a key role in the rehabilitation of families to optimal level of function and relationships, minimizing the effect of long term social media effect through: Intervention to prevent complication and deterioration of family relationships. Counseling and support for family that be affected social media excessive use problems¹⁹.

II. Materials and Methods

This A Purposive sample was conducted in two social clubs called Badr social club and social housing club from beginning of August till the end of October 2019. A total 170 family member (both male and females) of aged ≥ 20 , years were for in this study.

Study Design: A descriptive research design was utilized in the present study.

Study Location: This study was conducted at two social clubs called Badr social club and social housing club. **Sample size:** 170 family members. **Inclusion criteria:** Use facebook, instagram or twitter for more than 2 - 3 hours/day, willing to participate in the study and adult (mother or father). **Procedure methodology**

Three tools consisted: I Interview questionnaire sheet was used to conduct the study composed of 3 parts as demographic characteristics, assessing family knowledge about social media use and social media usage pattern. II Assessing the effect of social media on parent-child attachment and parenting style. III Composed of 2 parts as assessing the effect of social media on married couples and assessing the effect of social media on family relationships..

Statistical analysis

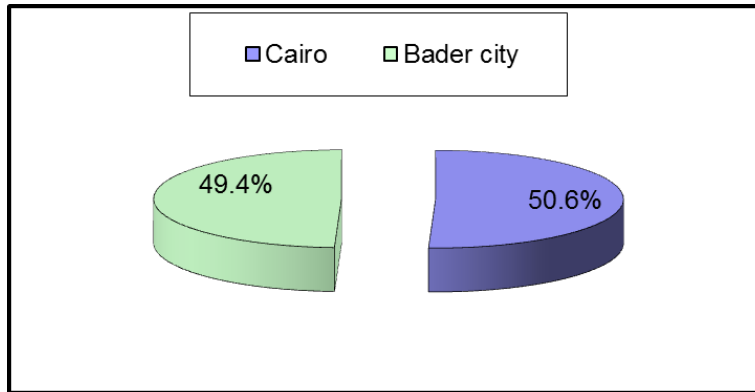
Upon completion of data collection, data will be computed and analyzed using Statistical Package for the Social Science (SPSS), version 24 for analysis. The P value will be set at 0.05. Descriptive statistics tests as numbers, percentage, mean \pm standard deviation (\pm SD), will be used to describe the results. Appropriate inferential statistics such as "F" test or "t" test will be used as well.

III. Result

Table no1: Demonstrates the demographic characteristics of family members. Show that 68.8% family members were female. Regarding to age 50.0% of them are between 20< 29, 29.4% of them are between 29< 49, while only 20.6% of them 49 and more. Regarding to level of education 14.7% of them read and writes, while 51.8% were have university education or more. Regarding to marital status 84.1% was married. Regarding to father work the data showed that 85.9% of them were worked. Regarding to mother work there were 44.1% of them were worked. Regarding to numbers of family members 63.5% of them have 3<5 members, while 2.4% of them were 8 members or more. Regarding to numbers of children in the family 61.2% of them has 1< 3 child and 38.8% of them have 4< 6 children.

Table no 1: Percentage distribution of family members demographic characteristics (n=170)

Items	No.	%
Sex		
Females	117	68.8
Males	53	31.2
Age		
20<29	85	50.0
29 < 49	50	29.4
49 and more	35	20.6
Mean ± SD	35.83± 17.34	
Level of education		
Read and write	25	14.7
Basic education	12	7.1
Secondary	45	26.4
University education or more	88	51.8
Marital status		
Married	143	84.1
Divorced	20	11.8
Widowed	7	4.1
Father work		
No	24	14.1
Yes	146	85.9
Mother work		
No	75	44.1
Yes	95	55.9
If work , how many working hours daily		
6-8 hours daily	129	75.9
9-12 Hours daily	6	3.5
More than 12	35	20.6
No. of family member		
3 < 5	108	63.5
5 < 8	58	34.1
8 or more	4	2.4
No. children		
1≤ 3	104	61.2
4≤6	66	38.8



Regarding to research question no 1) what is the effect of social media on family relationships, parent-child relationships, and married couple relationships?

Table no 2: Illustrates that 59.4% of parents sometimes responsive to her child's feeling & needs and give comfort & understanding when her child anger, while 55.3% of them never use physical consequences as a manner of discipline her child, 33.4% of parents often reduce her interest in her child during browse social media.

Table no 2: The effect of social media on parent- child relationships (n= 170)

The effect of social media on parent-Child relationship	Never		Sometimes		Often	
	No.	%	No.	%	No.	%
Get along with your child?	30	17.6	105	61.8	35	20.6
Feel that you can really trust your child	24	14.1	75	44.1	71	41.8
Just don't understand your child	12	7.1	112	65.9	46	27.1
Child is too demanded	14	8.2	90	52.9	66	38.8
Really enjoy your child?	37	21.8	98	57.6	35	20.6
Child interferes with your activities?	46	27.1	108	63.5	16	9.4
Think your child is terrific?	19	11.2	68	40.0	83	48.8
Feel very angry towards your child?	36	21.2	81	47.6	53	31.2
Feel violent towards your child?	90	52.9	50	29.4	30	17.6
Feel proud of your child?	24	14.1	100	58.8	46	27.1
Responsive to child's feelings and needs	11	6.5	101	59.4	58	34.1
Give comfort when child is anger	30	17.6	101	59.4	39	22.9
Give praise when child is good	18	10.6	109	64.1	43	25.3
Give child a reasons why parents rules should be followed	13	7.6	87	51.2	70	41.2
Help child to understand the impact of his/her behavior	17	10.0	115	67.6	38	22.4
Take into a consideration child's desires before asking him/her to do something	27	15.9	113	66.5	30	17.6
Encourage child to express him/her feeling when disagreeing with parents	38	22.4	112	65.9	20	11.8
Show respect for my child's opinions and encouraging to express that	39	22.9	99	58.2	32	18.8
Use physical consequences as a manner of disciplining the child	94	55.3	55	32.4	21	12.4
Yell or shout when child misbehaves	69	40.6	78	45.9	23	13.5

Scold or criticize to make child improve	47	27.6	80	47.1	43	25.3
Give consequence, taking away privileges with little or no explanation	46	27.1	82	48.2	42	24.7
Social media reduces interest in your child	43	25.3	70	41.2	57	33.5
During child's care, browse social media sites	44	25.9	88	51.8	38	22.4

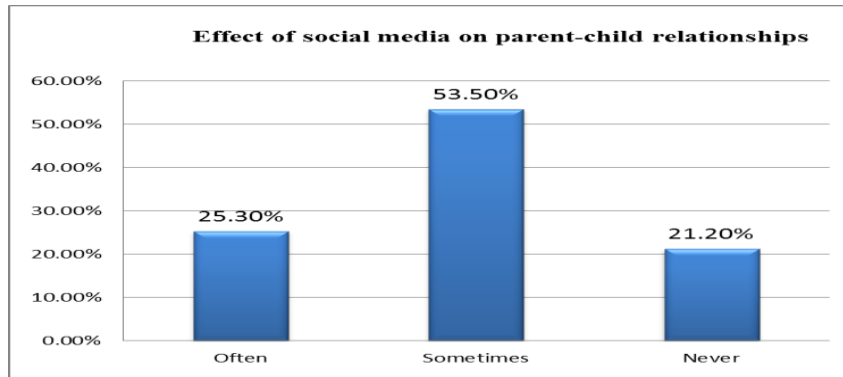


Table no 3: Illustrates that 74.8 % of married couples often her partners using of SM sites, SM participate in disappearance of dialogue between them. While 34.8% of married couples sometimes her feeling toward her partner changed negatively due to using SM, feel that SM make her partner not care about him and SM have broken life privacy between them and 47.7% of married couples never use social media to express her feeling to her partner, feel her partner have another relationships due to SM.

Table no 3: The effect of social media on married couples relationships (n= 170)

The effect of social media on married couples relationships	Never		Sometimes		Often	
	No.	%	No.	%	No.	%
Husband/wife using of social media sites	35	22.6	4	2.6	116	74.8
Use SM for express feelings to wife/husband	74	47.7	16	10.3	65	41.9
The feelings towards partner changed negatively due to using SM	28	18.1	54	34.8	73	47.1
Feel that the SM makes partner not to care about me	4	2.6	54	34.8	97	62.6
Lose special moments with partner due to SM	4	2.6	51	32.9	100	64.5
SM has broken life privacy between me and partner	20	12.9	54	34.8	81	52.3
Feel (Suspect) partners have another relationships due to SM	74	47.7	12	7.7	69	44.5
There is a lot of controversy between us due to many uses of SM	8	5.2	44	28.4	103	66.5
SM participate in disappearance of the dialogue between us	7	4.5	32	20.6	116	74.8

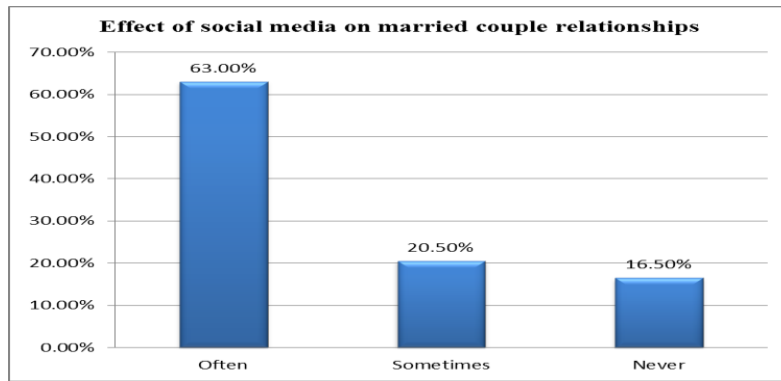
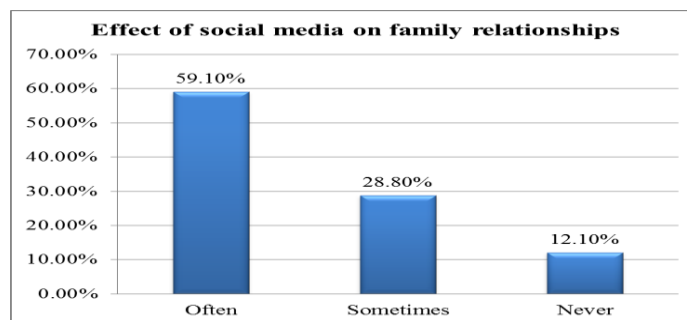


Table no 4: Reveals that 95.3% of family members often SM decrease face to face communication between them, 69.4% of them often decrease interaction with family due to social media. While 44.7% of family members sometimes use social media account is the priority when go back home and 23.5% of them never missed family gathering due to using SM.

Table 4: The effect social media on family relationships (n= 170)

The effect social media on family relationships	Never		Sometimes		Often	
	No.	%	No.	%	No.	%
Use SM more when sitting with family	31	18.2	48	28.2	91	53.5
When using SM get entertained more than sitting with family	24	14.1	70	41.2	76	44.7
Check SM When eat food with family.	28	16.5	43	25.3	99	58.2
Use SM account is the Priority when go back home.	24	14.1	76	44.7	70	41.2
Have problems with family due to the time spent using SM.	24	14.1	60	35.3	86	50.6
Have missed family gathering due to usage SM.	40	23.5	36	21.2	94	55.3
SM decrease face to face communications between family member	0	0.0	8	4.7	164	95.3
SM decreases the interaction with family	4	2.4	48	28.2	118	69.4



Regarding to research question no 2):- Is there relation between social media and the relationships between married couples?

Table no 5): This table shows that there were a positive relation between social media use by hours and married couple relationships with statically significant relation in all items (P=0.000) except feel partners have other relationships because social media.

Table no 5: Relation between married couple relationships & Social media use by hours

Married couple relationships		Social media use by hours						χ ²	P-value
		1 - 3 hours		3-5 hours		More than 5 hours			
		No.	%	No.	%	No.	%		
Husband/wife using of social media sites	Never	24	30.8	4	10.0	7	18.9	11.911	0.018*
	Sometimes	4	5.1	0	0.0	0	0.0		
	Often	50	64.1	36	90.0	30	81.1		
Use SM for express feelings to wife/husband	Never	47	60.3	8	20.0	19	51.4	55.631	0.000***
	Sometimes	0	0.0	16	40.0	0	0.0		

	Often	31	39.7	16	40.0	18	48.6		
The feelings towards partner changed negatively due to using SM	Never	24	30.8	4	10.0	0	0.0	66.872	0.000**
	Sometimes	42	53.8	8	20.0	4	10.8		
	Often	12	15.4	28	70.0	33	89.2		
Feel that the SM makes partner not to care about me	Never	4	5.1	0	0.0	0	0.0	68.793	0.000**
	Sometimes	50	64.1	4	10.0	0	0.0		
	Often	24	30.8	36	90.0	37	100.0		
Lose special moments with partner due to SM	Never	4	5.1	0	0.0	0	0.0	18.095	0.001**
	Sometimes	32	41.0	4	10.0	15	40.5		
	Often	42	53.8	36	90.0	22	59.5		
SM has broken life privacy between partner	Never	20	25.6	0	0.0	0	0.0	25.684	0.000**
	Sometimes	22	28.2	20	50.0	12	32.4		
	Often	36	46.2	20	50.0	25	67.6		
Feel (Suspect) partners have another relationships due to SM	Never	32	41.0	24	60.0	18	48.6	6.954	0.138
	Sometimes	4	5.1	4	10.0	4	10.8		
	Often	42	53.8	12	30.0	15	40.5		
There is a lot of controversy between us due to many uses of SM	Never	8	10.3	0	0.0	0	0.0	11.709	0.020*
	Sometimes	20	25.6	16	40.0	8	21.6		
	Often	50	64.1	24	60.0	29	78.4		
SM participate in disappearance of the dialogue between us	Never	7	9.0	0	0.0	0	0.0	21.374	0.000**
	Sometimes	20	25.6	12	30.0	0	0.0		
	Often	51	65.4	28	70.0	37	100.0		

* Statistically significant

** Highly statistically significant

Regarding to research question no3):- Is there relation between social media and the parent - child relationships?

Table no 6: This table shows that there is a positive relation between social media use by hours and parent- child relationships with statically significant relation in all items (P=0.000) except use physical consequences as a manner of disciplining her child.

Table no 6: Relation between social media use by hours& parent- child relationships.

Parent- child relationships		Social media use by hours						x ²	P-value
		1 - 3 hours		3-5 hours		More than 5 hours			
		No.	%	No.	%	No.	%		
Get along with your child?	Never	4	4.4	4	9.3	22	59.5	87.258	0.000**
	Sometimes	51	56.7	39	90.7	15	40.5		
	Often	35	38.9	0	0.0	0	0.0		
Feel that you can really trust your child	Never	8	8.9	8	18.6	8	21.6	29.277	0.000**
	Sometimes	34	37.8	31	72.1	10	27.0		
	Often	48	53.3	4	9.3	19	51.4		
Just don't understand her child	Never	4	4.4	4	9.3	4	10.8	23.715	0.000**
	Sometimes	51	56.7	39	90.7	22	59.5		
	Often	35	38.9	0	0.0	11	29.7		
Child is too demanded	Never	7	7.8	4	9.3	3	8.1	39.272	0.000**
	Sometimes	39	43.3	39	90.7	12	32.4		
	Often	44	48.9	0	0.0	22	59.5		
Really enjoy your child?	Never	26	28.9	8	18.6	3	8.1	24.496	0.000**
	Sometimes	40	44.4	35	81.4	23	62.2		
	Often	24	26.7	0	0.0	11	29.7		
Child interferes with your activities?	Never	19	21.1	12	27.9	15	40.5	18.571	0.001**
	Sometimes	55	61.1	31	72.1	22	59.5		
	Often	16	17.8	0	0.0	0	0.0		
Think your child is terrific?	Never	19	21.1	0	0.0	0	0.0	21.331	0.000**
	Sometimes	31	34.4	23	53.5	14	37.8		
	Often	40	44.4	20	46.5	23	62.2		
Feel very angry towards your child?	Never	36	40.0	0	0.0	0	0.0	50.886	0.000**
	Sometimes	39	43.3	27	62.8	15	40.5		
	Often	15	16.7	16	37.2	22	59.5		
Feel violent towards your child?	Never	43	47.8	28	65.1	19	51.4	9.704	0.046*
	Sometimes	31	34.4	12	27.9	7	18.9		

	Often	16	17.8	3	7.0	11	29.7		
Feel proud of your child?	Never	4	4.4	12	27.9	8	21.6	21.001	0.000**
	Sometimes	55	61.1	27	62.8	18	48.6		
	Often	31	34.4	4	9.3	11	29.7		
Responsive to child's feelings and needs	Never	0	0.0	0	0.0	11	29.7	80.357	0.000**
	Sometimes	50	55.6	43	100.0	8	21.6		
	Often	40	44.4	0	0.0	18	48.6		
Give comfort when child is anger	Never	4	4.4	8	18.6	18	48.6	68.415	0.000**
	Sometimes	47	52.2	35	81.4	19	51.4		
	Often	39	43.3	0	0.0	0	0.0		
Give praise when child is good	Never	3	3.3	0	0.0	15	40.5	90.614	0.000**
	Sometimes	44	48.9	43	100.0	22	59.5		
	Often	43	47.8	0	0.0	0	0.0		
Give child a reasons why parents rules should be followed	Never	0	0.0	0	0.0	13	35.1	90.479	0.000**
	Sometimes	32	35.6	39	90.7	16	43.2		
	Often	58	64.4	4	9.3	8	21.6		
Help child to understand the impact of his/her behavior	Never	0	0.0	8	18.6	9	24.3	56.403	0.000**
	Sometimes	52	57.8	35	81.4	28	75.7		
	Often	38	42.2	0	0.0	0	0.0		
Take into a considerations child's desires before asking him/her to do something	Never	12	13.3	4	9.3	11	29.7	13.429	0.000**
	Sometimes	59	65.6	36	83.7	18	48.6		
	Often	19	21.1	3	7.0	8	21.6		
Encourage child to express him/her feeling when disagreeing with parents	Never	0	0.0	12	27.9	26	70.3	83.172	0.000**
	Sometimes	82	91.1	23	53.5	7	18.9		
	Often	8	8.9	8	18.6	4	10.8		
Show respect for child's opinions and encouraging to express that	Never	12	13.3	4	9.3	23	62.2	43.212	0.000**
	Sometimes	62	68.9	27	62.8	10	27.0		
	Often	16	17.8	12	27.9	4	10.8		
Use physical consequences as a manner of disciplining the child	Never	48	53.3	27	62.8	19	51.4	8.389	0.078
	Sometimes	28	31.1	16	37.2	11	29.7		
	Often	14	15.6	0	0.0	7	18.9		
Yell or shout when child misbehaves	Never	36	40.0	15	34.9	18	48.6	15.445	0.004*
	Sometimes	35	38.9	28	65.1	15	40.5		
	Often	19	21.1	0	0.0	4	10.8		
Scold or criticize to make child improve	Never	28	31.1	12	27.9	7	18.9	13.669	0.008*
	Sometimes	39	43.3	27	62.8	14	37.8		
	Often	23	25.6	4	9.3	16	43.2		
Give consequence, taking a way privileges with little or no explanation	Never	7	7.8	16	37.2	23	62.2	58.271	0.000**
	Sometimes	48	53.3	27	62.8	7	18.9		
	Often	35	38.9	0	0.0	7	18.9		
Social media reduces interest in your child	Never	39	43.3	4	9.3	0	0.0	113.165	0.000**
	Sometimes	39	43.3	31	72.1	0	0.0		
	Often	12	13.3	8	18.6	37	100.0		
During child's care, browse social media sites	Never	44	48.9	0	0.0	0	0.0	101.516	0.000**
	Sometimes	42	46.7	35	81.4	11	29.7		
	Often	4	4.4	8	18.6	26	70.3		

* Statistically significant

** Highly statistically significant

Regarding to research question no 4):- Is there relation between family knowledge about social media & family relationships?

Table no 7: This table shows that there is a positive relation between family knowledge about social media use and family relationships with statically significant relation in two items When using SM get entertained more than sitting with family, SM decreases face to face communications between family member only (P=0.000).

Table no 7: Relation between family knowledge about social media & family relationships.

Family relationships		Family knowledge about social media use						x ²	P-value
		Poor		Fair		Good			
		No.	%	No.	%	No.	%		
Use SM more when sitting with family	Never	10	21.3	16	17.6	5	15.6	3.684	0.450
	Often	27	57.4	50	54.9	14	43.8		
	Sometimes	10	21.3	25	27.5	13	40.6		
When using SM get	Never	10	21.3	8	8.8	6	18.8	12.954	0.012

entertained more than sitting with family	Often	27	57.4	38	41.8	11	34.4		
	Sometimes	10	21.3	45	49.5	15	46.9		
Check SM When eat food with family.	Never	8	17.0	12	13.2	8	25.0	6.636	0.156
	Often	31	66.0	55	60.4	13	40.6		
	Sometimes	8	17.0	24	26.4	11	34.4		
Use SM account is the Priority when go back home.	Never	6	12.8	12	13.2	6	18.8	18.399	0.001**
	Often	31	66.0	29	31.9	10	31.3		
	Sometimes	10	21.3	50	54.9	16	50.0		
Have problems with family due to the time spent using SM	Never	4	8.5	12	13.2	8	25.0	7.826	0.098
	Often	28	59.6	48	52.7	10	31.3		
	Sometimes	15	31.9	31	34.1	14	43.8		
Have missed family gathering Due to usage SM.	Never	8	17.0	24	26.4	8	25.0	3.791	0.435
	Often	27	57.4	52	57.1	15	46.9		
	Sometimes	12	25.5	15	16.5	9	28.1		
SM decrease face to face communications between family member	Never	40	85.1	90	98.9	32	100.0	15.098	0.001**
	Often	0	0.0	0	0.0	0	0.0		
	Sometimes	7	14.9	1	1.1	0	0.0		
SM decreases the interaction with family	Never	0	0.0	1	1.1	3	9.4	11.150	0.025
	Often	35	74.5	66	72.5	17	53.1		
	Sometimes	12	25.5	24	26.4	12	37.5		

* Statistically significant

** Highly statistically significant.

IV. Discussion

According to the demographic characteristics of family members the present study finding indicated that more than half were female, the mean age of family members were 35.83 ± 17.34 years. This finding was in the same line with **jonee (2016)**⁵ in California, who published a study entitled: "Effect of social media use on family relationships" and reported that female were 70% and the mean of age was 35.9 ± 18.2 years.

Regarding to parent-child relationships, the present study showed that more than half of parents sometimes responsive to her child's feeling & needs, give comfort when her child anger, during child's care, browse social media sites and social media reduce interest in child. This result agreement with **Norah (2015)** and reported that 73.3% agree social media decrease the attention on children. In supported that from children site **Sultana (2017)** In Dhaka, Bangladesh who published a study entitled: "Social Networking Sites (SNS) and Family Relationship: A Study on Youths of Dhaka City Youths" and stated that 53.8% of youth answer their parent aren't attentive to them when use social media.

Regarding to the effect of social media on married couples relationships more than one third of married couples sometimes her feeling toward her partner changed negatively due to using social media, feel that social media make her partner not care about him and social media have broken life privacy between them. This finding was in the same line with **Hertlein&Blumer (2014)** In America, "The Couple and Family Technology" and found that 56.8% of married couple has impacts on relationship satisfaction due to social media use.

Regarding to effect of social media on family relationships, the present study show that more than nine tenths of family members often social media decrease face to face communication between them, more than two third of them often social media decrease the interaction between them. In support view **Schwartz et al (2014)** who conduct study entitled: "Mentoring in the digital age: Social media use in adult-youth relationships" and reported that 59.2% of participant described social media use enhances them relationships, but doesn't replace, face-to-face contact.

Regarding to relation between married couple relationships & social media use by hours show that there were a positive relation between social media use by hours and married couple relationships with statically significant relation in all items ($P=0.000$) except feel partners have another relationships due to social media. This finding agreed with **Campbell (2014)**⁹ and found that, a direct positively statistical relationship between social media and couples relationship satisfaction was found $p < .05$. Partners' social media use does positively and negatively influence their relationship satisfaction.

Concerning to relation between social media use by hours& parent- child relationships, the present study show that there is a positive relation between social media use by hours and parent- child relationships

with statically significant relation in all items ($P=0.000$) except use physical consequences as a manner of disciplining her child. This result was in the same line **Nabawy et al (2016)**¹⁰ and stated that, there was a highly statistical correlation between social media daily hours use ($p<0.01$) and interaction with their parents. This may be due to the more that the child used social media the more their social interaction with their parents will be affected or decrease.

Regarding to Relation between family knowledge about social media & family relationships, the present study showed that there is a positive relation between family knowledge about social media and family relationships with statically significant differences in two items use social media account is the priority when go back home, social media decreases face to face communications between family member only ($P=0.000$). This result in the same line with **Procentese et al (2019)**¹¹ and found that there is a positive relation between family knowledge about effect of social media and family relationships with statically significant ($P<0.001$) that mean the perception of family members about effect of social media on family relationships promote of family relationships.

V. Conclusion

Based upon the finding of the present study, It was concluded that the family members use social media for long hours daily were often had effect on family relationships..

Reference

- [1]. **GeraeeN , Ahmad A., Raheleh S.(2019):**The relationship between family social capital, social media use and life satisfaction in adolescents Available at: <https://hnp.tbzmed.ac.ir/Article/hnp-27494>. 2019;9(4):307-313. doi: 10.15171 /hnp. 2019.
- [2]. **Seabrook EM, Kern ML, Rickard NS.(2016):** Social Networking Sites, Depression, and Anxiety. Available at: A Systematic Review. *JMIR Ment Health*. doi: 10.2196/mental.5842. PMID: 27881357; PMCID: PMC5143470. Accessed at 2016 Nov 23;3(4):e50
- [3]. **Daniel, M (2019):** What is social media? Take a closer look at what social media is really all about. Available at: <https://www.lifewire.com/what-is-social-media-explaining-the-big-trend-3486616>. Date of access : May ,5, 2019.
- [4]. **Khalid, A. 2017:** Impact of Internet on Social Connections in Family System: A Survey Study of Residents in Lahore. Available at: <http://elsiever.com - Arts Social Sci J, an open access journal ISSN: 2151-6200>. Accepted date: May 10, 2017; Published date: May 17, 2017.
- [5]. **Kemp, D. (2020):** The new 2020 Global Digital suite of reports from We Are Social <https://we are social.com/blog/global-digital-report>. Date of access: 2020/25/6.
- [6]. **Man Ping, W., Joanna, T. & Alice, W. (2015):** Using Information and Communication Technologies for Family Communication and Its Association with Family Well-Being in Hong Kong: Family Project Available at: <http://www .jmir.org/2015/8/e207/>.
- [7]. **Puja, M. (2014):** 7 important function of family (1698 words). Available at: <http://www.artical library.com/family/7-important-function-of-family-1698 -words/6171>. Date of access: July,7, 2019.
- [8]. **Haunted, H. (2018):** Quality time and family relationships. Available at: <https://courses.Lumen learning.com/ introduction-to-communication/chapter/family-relationships>. Date of access: September, 8, 2018.
- [9]. **Ailin, Q. (2018):** How technology and social media is undermining family relationships. Available at: <https://www.irishtimes.com/life-and-style/health-family/parenting/how-technology-and-social-media-is-under mining-family-relationships-> Accessed at: march/1/2018.
- [10]. **Rajeev, R. & Soans, S. & Aroor, A. (2016):** dependence on social networking sites in adolescents. *Evolution med. Sci.* 5(22):1172-1174, Doi: 10.14260/Jemds. Date of access: 2016/27/2.
- [11]. **Abbasi, I. S. (2018):** Social media and committed relationships: What factors make our romantic relationship vulnerable? *Social Science Computer Review*, 1–10. <https://doi.org/10.1177/0894439318770609>.
- [12]. **John, J., Davies, M. & Douglas A. (2019):** Responses to Children's Media Use in Families With and Without Siblings: A Family Development Perspective available at: <https://www.jstor.org/stable/ 41495219>. Accessed: 28-01-2019 22:21 UTC.
- [13]. **Chassiakos, R. & Radesky, J. & Dimitric, C. & Megan, A. & Corinn, C. (2016):** Communication and media/children and adolescent and digital media. Available at: [http://pediatric. AAPublications. org/content/138\(5\) e20162593](http://pediatric. AAPublications. org/content/138(5) e20162593); <http:// doi.org/ 10.1542/peds.2016-2593>. Accessed at: Nov, 1, 2016.
- [14]. **Abbasi, I. S., & Alghamdi, N. G. (2017):** The pursuit of romantic alternatives online: Social media friends as potential alternatives. *Journal of Sex & Marital Therapy*. <https:// doi.org/ 10.1080/ 0092623X.2017 .1308450>.
- [15]. **Anisha, N. (2019):** The effect of social media on family and marriage Available at: <http://parenting firstory.com/Article, magazine-effect-of-social-media-family-and-marriage>. Accessed at: march/6/2019.
- [16]. **Wang MP, Wang X, Viswanath K, Wan A, Lam TH & Chan SS.(2014):** Digital inequalities of family life information seeking and family well-being among Chinese adults in Hong Kong: a population survey. *J Med Internet Res* 2014;16(10):e227 [FREE Full text] [doi: 10.2196/jmir.3386] [Medline: 25281831].
- [17]. **Jenning, K. (2015):** Primary, secondary and tertiary level of prevention: Institute for work& health .Available at: <http://iwh.on.ca/ what-research mean-by/ Primary-secondary-tertiary-level-of-prevention>. Accessed date: April, 2015.
- [18]. **World Health Organization (WHO) (2020):** EPH05: Disease prevention, including early detection of illness. Available at: <http://euro.who.int/en/healthtopic/the-10-essential-public-health- operation /eph05- disease prevention>. Accessed date: Feb22, 2020.
- [19]. **Risling, T., Risling, D., & Holtslander, L. (2017):** Creating a Social Media Assessment Tool for Family Nursing. *Journal of Family Nursing*, 23(1), 13–33. <https://doi.org/10.1177/1074840716681071>.
- [20]. **Jonee, B. (2016):** Effect of social media on family relationships Available at: <www.proquest.com/California state University, Northridge>. Date of access: 2016/4/5.
- [21]. **Norah, A. (2015):** A study of the influence of social media communication technology on family relationships in kingdom of Saudi Arabia. Available at: <http://digitalcommons.auctr.edu/ dissertations>. Date of access: 2015/1/5.
- [22]. **Sultana, S. (2017):** Social Networking Sites (SNS) and Family Relationship: A Study on Youths of Dhaka City available at *IOSR Journal Of Humanities And Social Science (IOSR-JHSS)* Volume 22, Issue 4, Ver. II (April. 2017) PP 46-52 e-ISSN: 2279-0837, p-ISSN: 2279-0845. <www.iosrjournals.org>.

- [23]. **Hertlein, K. M., Blumer, M. L. (2014).** The Couple and Family Technology Framework: intimate relationships in a digital age. New York, NY: Brunner Routledge. Available at: <https://www.tandfonline.com/doi/abs/10.1080/01926187.2013.873647>. Published at: 8/5/2014.
- [24]. **Schwartz E., Rhodes A., Belle L., Bernadette S., Renée S., Sarah K. & Stella K. (2014):** Mentoring in the digital age: Social media use in adult–youth relationships Available at: <https://www.sciencedirect.com/journal/children-and-youth-services-review/article/abs/pii/S019074091400328430190-7409/2014>.
- [25]. **Campbell E. (2014):** "Technology, communication, and couples' intimacy: a study of technology use behavior and intimate relationships". Available at: <https://libres.uncg.edu/ir/uncg/listing.aspx?id=18408> Created on 8/1/2015.
- [26]. **Nabawy G., Moawad A. & Ebrahim G (2016):** The relationship between use of technology and parent-adolescents social relation. Available at: Journal of Education and Practice www.iiste.org ISSN 2222-1735 (Paper) ISSN 2222-288X (Online) Vol.7, No.14, 2016.
- [27]. **Procentese F., Gatti F. & Napoli I. (2019):** Families and Social Media Use: The Role of Parents' Perceptions about Social Media Impact on Family Systems in the Relationship between Family Collective Efficacy and Open Communication. Available at: International Journal of Environmental Research and Public Health 16(24):5006 DOI: 10.3390/ijerph16245006 December 2019

Heba Abdallah Mahmoud, et. al. "The Effect of Social Media on Family Relationships." *IOSR Journal of Nursing and Health Science (IOSR-JNHS)*, 9(6), 2020, pp. 47-57.