

Role of Fingerprints in Analyzing Human Organ Genetic Disorders (Secrets Behind Finger Prints)

Venkateswara Rao Madduru

Fingerprint Analyzer, Nellore-Andhra Pradesh, India.

Abstract: The human organ constructed with layers (PHERIPARAL) and these layers covered and giving protection to centre part of the organ that has the communication skills. There are two types of layers build in organ some of them (FURROWS) have the skill of taking energy from the body. Some of them discharge (RIDGES) extra and used energy cells (The presence of sweat pores on ridges facilitates the discharge of sweat and fatty acids from Organs) through these layers where the nerve ends. These discharges make ridges friction skin and persist throughout life until discharges stops.

I. Introduction

Fingerprint science is an art of identifying a person by comparing the fingerprints of that person with his admitted prints.

Analyzer Voice:

Today fingerprint science is an art of diagnosing human organ genetic disorders.

Diagnosing human organ disorder through fingerprint science is based on three fundamental principles.

Variety: No two human organs (genetic construction) are one and the same and they are not constructed with the same genetic DNA information(DNA is differ each to each).

Immutability: The construction of human organs at womb is permanent never changes even physical changes of a person.

Persistency: The human organs will persist or remain constant throughout life of an individual and even after death until decomposition sets in.

What is mean by fingerprint?

A fingerprint is a reproduction on some smooth surface the pattern or design formed by the ridges on the inside of the first end joint of a finger or thumb.

Analyzer Voice:

A fingerprint is an index of organ build in distal phalange connected with Organ.

RIDGES: The fine lines of the pattern are called ridges. The palmer and planter surface of our skin is traversed by many elevations and depressions. The elevated lines are technically known as ridges. The space between the ridges is called furrows (Depressions).

RIDGES: The fine lines of the friction are called ridges. The palmer surface of skin is traversed by many elevations and depressions. The elevated lines are technically known as ridges. The space between the ridges is called furrows (Depressions).



The finger impressions are usually made with printers black ink on white paper. Then the black lines represent ridges and white lines are represents depressions. The ridges take form in the womb between 3 to 5 months.


Ridges: Assists the sense of touch and also gives grip.

The presence of sweat pores facilitates the discharge of sweat and fatty acids from Organs.

Friction Skin: The palmer surface of the hands and feet is covered with a special kind of skin. The skin peculiarity consists of its being formed by the minute ridges which are raised lines. The ridges in these surfaces serve friction to increase security in holding. Since these portions of the skin serve friction so it is called friction skin and the ridges are called friction ridges.

The skin is made by two superimposed layers.

1. Epidermis
2. Dermis.



The Epidermis is the surface layer. The dermis is the deeper layer. It constitutes that determine the human organ construction.

The epidermis consists of 5 layers. 1. Corneous layer. 2. Transparent layer. 3. Granular layer. 4. Malphigian layer. 5. Generating layer.

Due to cuts infections burns and skin diseases causes temporary skin disfigurement. But the ridges will again assume their original appearance after healing that is if the glands in the lower skin levels have not been attacked.

Permanent ridge destruction may be caused by disease affected by organ that damages the inner glands (dermis).

Normally the ridges structure is frequently obstructs with termination and bifurcations.

Evolution of fingerprints = Evolution of Organ Construction

(Evolution of fingerprints arch to loop to whorl)

The Pioneer's in Fingerprint Science had given valuable and evergreen thesis to the World. Through the fingerprints science and with the latest technology, number of software programs has been developed to fulfill human requirements. One of such requirements is to identify a person through finger impressions in an easier and cost efficient method. This finger impression technology can be used in many areas one such application is in human transportation. Finger impressions are formed in the first phalange of a finger from right thumb to right little and from left thumb to left little, 10 fingers having ridge characteristics (UNIQUE) with patterns. With these unique ridge characteristics we can analyze health by birth.

Pancreas with Fingerprints Combination

Sequentially right ring and left ring related to Pancreas. We can analyze Pancreas status through fingerprints.

1. Pancreas Capacity.

Insulin production is depends on the strength and size of Pancreas and its functions.

Pancreas have two tanks. Right and Left.

In some cases both tanks have no same functions to produce Insulin.

In some cases both tanks have same functions to produce Insulin.

Eventhough tanks both were constructed properly, there is problem in production of Insulin why?

The vien may be blocked towards to pancreas tanks. That is the raw material required pancreas to produce insulin.

The vien may be blocked from pancreas to body. Due to Stone formation at tunnel.

The bacteria which is demolishing and eating insulin at small insistine.

2. Pancreas Problems. (Insulin Generating problems).

Disorders make insulin deficiency.

So we manage insulin consumption.

Suggestions: We can manage insulin by eating green leaves and greeny agriculture food.

We have to know how much insulin producing pancreas by any test. So we can balance food and insulin equally.

Through finger impressions we can understand how much insulin we have.

Right Ring and Left Ring finger impressions are working as an index of Human Pancreas. Sometimes the Pancreas constructed non symmetry system (half of the Pancreas properly and second half may be in reverse construction). Function may be obstructed due to the layers un usual formation.

Characteristics Eventhough full of insulin why falling into Diabetic?

- a) Heavy Body
- b) Continues illness in any one of the organ.
- c) Major Operations.

- d) Hypertension.
- e) Insulin stopped by a stone at pancreas.
- f) Bacteria which is absorbing insulin at small intestine.

More important is Pancreas is an Organ which prepare Insulin while taking some raw material from the blood. That raw material through food that we have to supply.

- 1. Full of insulin production no problem in merging with blood.

Example of Fingerprint both sides in ring fingers have Whorl patterns with maximum circles ridge tracing with meet.

Right Ring

Left Ring

With full of Circles without disturbances and no against flow of Ridges



- 2. Production of insulin is ok and consumption also no problem.

Right Ring

Left Ring



- 3. In loop patterns have maximum problems facing Diabetic. In ring fingers forming with loop pattern converging at first staple /second staple lead to diabetic.

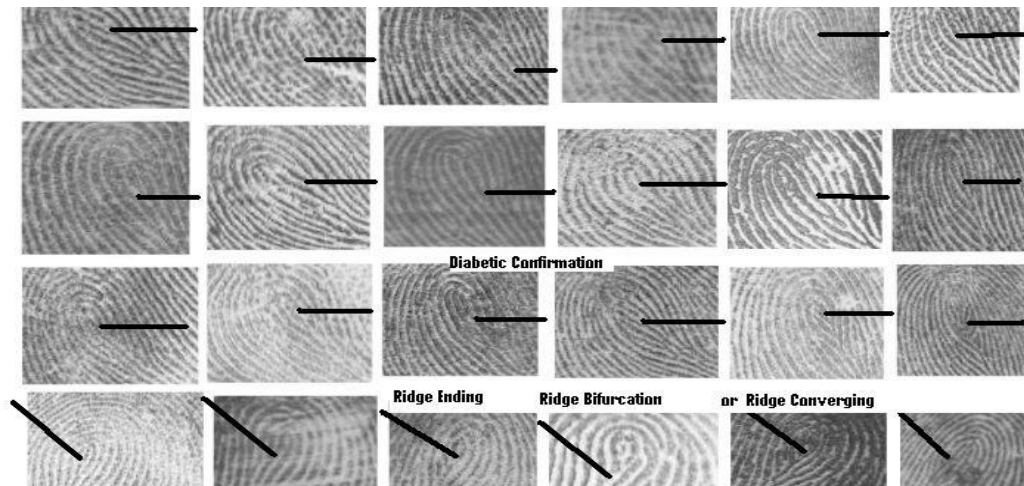
Example of Fingerprint both fingers have Loops with converging at first or second staples.

Right side of the pancreas affected 48 year (12 X 4). Whereas left side of the pancreas affected 60 year (15 X 4).

Right Ring

Left Ring





In the above image we found some staples which is disrupting at the near of core. it is indicating commencement on diabetic. You have to count when it was affected. Count independent staple count from delta to core and multiply with 4 (4 independent staples multiplication with 4 =16, in the age of sixteen effects diabetic) both in ring fingers. Right ring affected date and left ring affected date is independent. Pancreas releasing insulin from two sides that is right side related to right ring and left side related to left ring. So we must analyze independently both sides.

Note: don't count bifurcations and termination lines when we trace an imaginary line from delta to core. Example fingerprint to decide age of diabetic confirmation



Effecting Diabetic :

Through ridge count from delta to core multiply with 4 that is the age of confirmation diabetic and there must be a staple converging should be appearing.


11 ridges multiply with 4 = 44th approximately age affects diabetic

Arch Pattern Example Fingerprint



Other pattern like Arch who have this type of pattern people consume extra glucose through exercise or through Yoga and through food controls.

No problem but exercise is needed. We don't know how much insulin producing. So food must be maintained as per the production of insulin.



Each and every organ in our body has a function of FILTER.

As per the Organs requirement Pancreas to be release Insulin.

But unfortunately this is not happening hence we are facing problems. Pancreas is Most and Important Organ in our body. We are not suppose to neglect.

Diabetic confirmation is based on the consumption insulin.

1. Production of insulin is less than requirement.
2. Production of insulin is stops at a moment (left side and right sides have a limited age). Pancreas has age and it stops to produce insulin.
3. Both sides of pancreas releases insulin and accumulated nearby tunnel and releases when alerts received from liver.
4. Left side and right sides have an independent releasing insulin studs.
5. Eating food more than requirement i.e, food must be based on the production of insulin then no problem in diabetic. Problem arises when eating food more than the production of insulin. This excess food must be consumed through either exercise or yoga. The production of insulin and eating food (if excess food consumed must be through exercise) then there is no problem with diabetic. Everything must be

Controlled and maintained properly.

- a. If excess food taken glucose must be burned through exercise.
- b. If not burned through exercise external insulin to be injected.
- c. If pancreas has limited capacity to produce insulin then we should control food habits. Limited food maximum times to be taken.

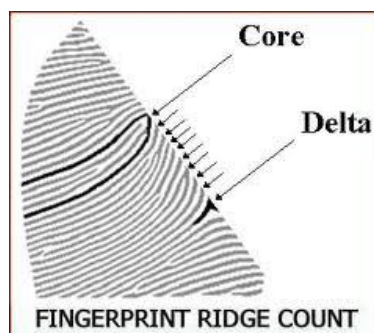
If consumption of insulin more than we need external insulin to be taken. Called as Diabetic.

Exceptions:

Pancreas is clean but not producing insulin as required by the organs why?

Ex: Pancreas is clean but it is failed to produce sufficient insulin to survive Human Organ after extraordinary disease or higher problem faced by the Body.

Through this ridge ending we can decide as he /she is fallen in diabetic and also it is possible the age of Pancreas through this ridge count. Each and every ridge refers 4years of Age.



Analyzers Voice

The age that we can decide when it is to be affected.

Count ridges from delta to core and multiply with 4.

Ex: 4 (Ridges) X 4 =16 approximately at the age of 16 may be affected diabetic.

Demerits

All Human Organs required Insulin to daily surveillance.

1. If Organs weak in condition including Pancreas then we need extra strength from outside. Releasing Insulin is depends on strength of Pancreas. As per the strength of Pancreas releases Insulin.
2. If Pancreas weak in condition release lower insulin (which is lower than the requirement).

Who have strength in pancreas and who have no problem in production of insulin?

In ring fingers that have whorl patterns with high circles and ridge traces (meet another end).

FINGER IMPRESSION: FAMILIES

Arch Family and its Patterns.

No problem with Plain Arch.

But pancreas is in weak.

Other Patterns in Arch family is in trouble that we can analyze pancreas strength by verifying the finger impressions.

Loop Family and its Patterns.

Strength can be decided as per the Ridge Count. (Ridge count from delta to core).

No problem with Plain Loop.

Other Patterns in Loop family is in trouble that we can analyze pancreas strength by verifying the finger impressions.

Whorl Family and its Patterns.

Difference between Whorl to Whorls.

No problem with Whorl.

Other Patterns in Whorl family is in trouble that we can analyze Pancreas strength by verifying the finger impressions both (Right and Left) fingers.

II. Conclusion

My project has combined many methods to build a minutia extractor and a ridge tracing. The combination of multiple methods comes from a wide investigation into research paper. Also some novel changes like anti directional ridge operations, anti directional ridge minutia marking with special considering the ridge counting, minutia unification by decomposing a branch into terminations, and anti directional bifurcations are used in my project, which are not reported in other literatures I referred to.

Can fingerprint patterns and friction skin gives us the status of Orgns?

Yes we can analyze human organs through finger impressions and with friction skin.

Could you be identified genetic disorder anyway?

Yes. In fact, this is what happened to the human with fingerprint patterns.

Since there was no apparent fingerprint patterns or friction ridges on the rolled or plain impressions (This as a case of unusual circumstances). In the absence of friction ridges on the fingers, the fingerprint the results were negative.

Following this dilemma, discovered that he had been born with a skin disease. The LEFT and RIGHT palm displayed no friction ridge detail revealed very faint characteristics.