

Harassment among Women Living In Working Women Hostels at Nandyal

Vijaya Vishnu Gunturu¹, M. A. Mushtaq Pasha², Afsar Fatima³,
Isaac Ebenezer⁴

Santhiram Medical College, Nandyal, Andhra Pradesh, India

Background: Street harassment occurs in all parts of the world, is known by many names, and is often excused as a cultural practice^[1]. It affects women of all classes and ethnicities, in rural and urban areas. Street harassment is a form of sexual harassment that consists of unwanted comments, wolf-whistles, "catcalling," and other actions by strangers in public areas. According to Chilean President Michelle Bachelet, "violence and harassment against women and girls in public spaces remains a largely neglected issue, with few laws or policies in place to address it"^[2]. It is distinguishable from workplace harassment. Workplace harassment is the belittling or threatening behaviour directed at an individual worker or a group of workers.^[3] Ho and colleagues (2012) identified sexual harassment as being linked to a range of negative outcomes for female college students, including, anxiety, fear, shame, guilt, headaches, disturbed sleep, decreased appetite and decreased weight^[4]. In addition to these impacts, Lenton et al. (1999) also identified the following consequences of sexual harassment that occurs within the workplace), distrust, depression, nausea, sexual dysfunction, gastrointestinal disorders, lower self-esteem, lower self-confidence, stress reactions^[5].

I. Introduction

Street harassment impacts most women at some point in their life. Just ask us. The limited research that exists supports our stories. More than 80 percent of women in Egypt and Canada report street harassment. In Yemen, the figure is over 90 percent, even though most women are modestly dressed or veiled. In two of the only studies conducted in the United States, 100 percent of women in both Indianapolis and the California Bay Area said they had faced street harassment^[19].

II. Objectives

To analyse different factors related to street harassment in working women of residing in working women hostel Nandyal 2) Remedial measures.

III. Methodology

Study design: Cross sectional study and Study Population was Women residing in Working Women Hostel in Nandyal town, NANDYAL. Sampling Technique was simple random sampling Study tool was Pre-designed, pre-tested, semi-structured questionnaire with sample size 310.

Ethical Issues

Ethical clearance was obtained from the institution. Permission was obtained from the administration of the respective hostels. purpose of the study explained and consent was obtained prior to inclusion. Privacy of subjects and confidentiality of information was maintained.

IV. Statistical Analysis

Data obtained was entered and tabulated in KYplot spread sheet, analysed and interpreted for chi-square test to find out the association between marital status with harassment, transport with harassment, mode of transport with type of harassment.

V. Observations

Fig 1 showing age distribution Fig 2 showing education status

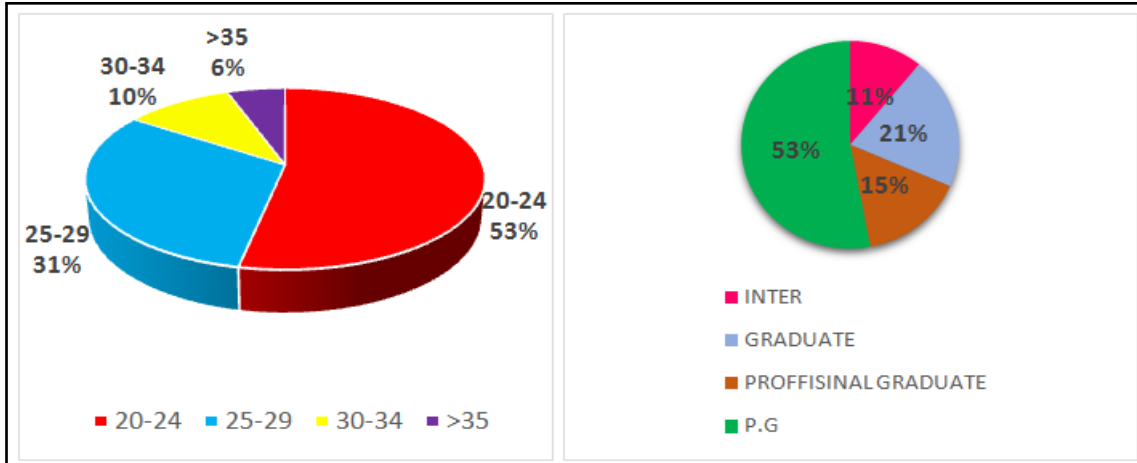


Fig 3 showing in study sample 66% are Hindus, 30% are Christians and 4% are Muslims. In

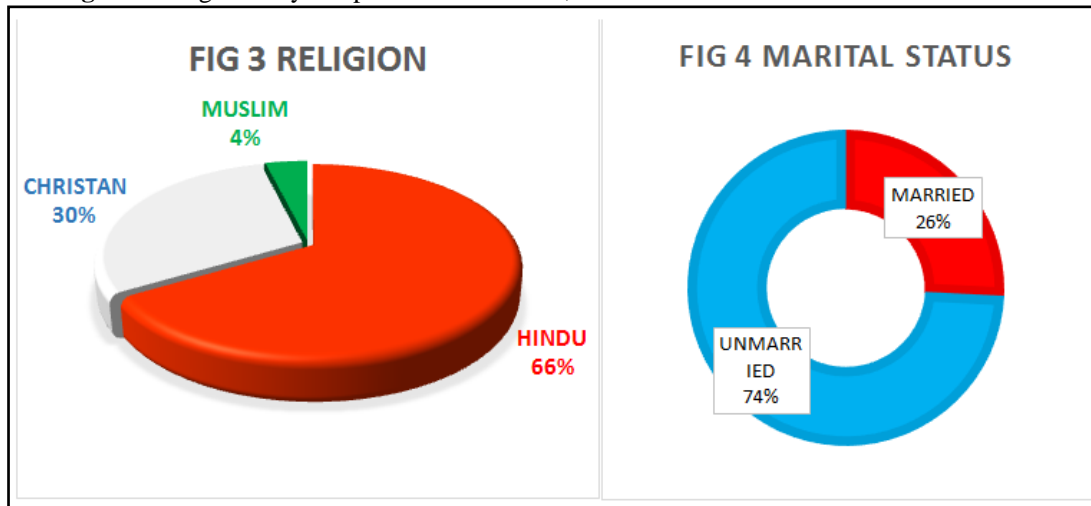


Fig 4 showing 74% of study sample are unmarried and 26% are married

Fig 5 showing percentage of harassment

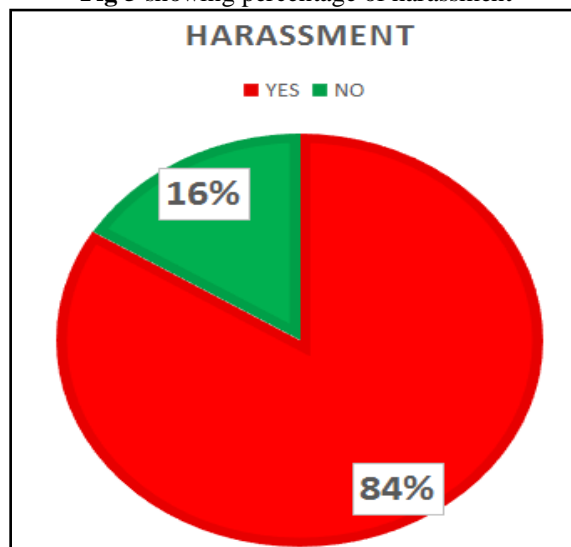


Fig 5 showing 84% has said they got some form of harassment where as 16% said they didn't experienced at all.

Fig 6 showing 70% got harassed when they are alone and 30% got harassed when they are with friends

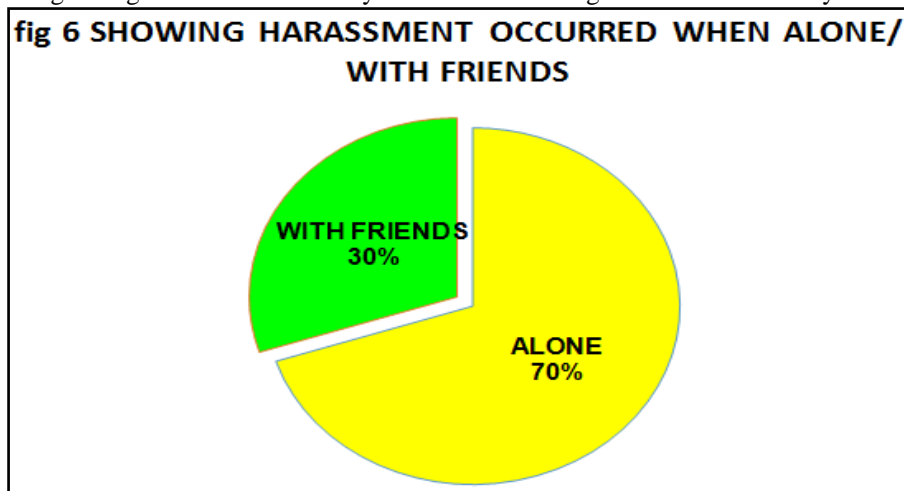


Fig 7: showing place of harassment.

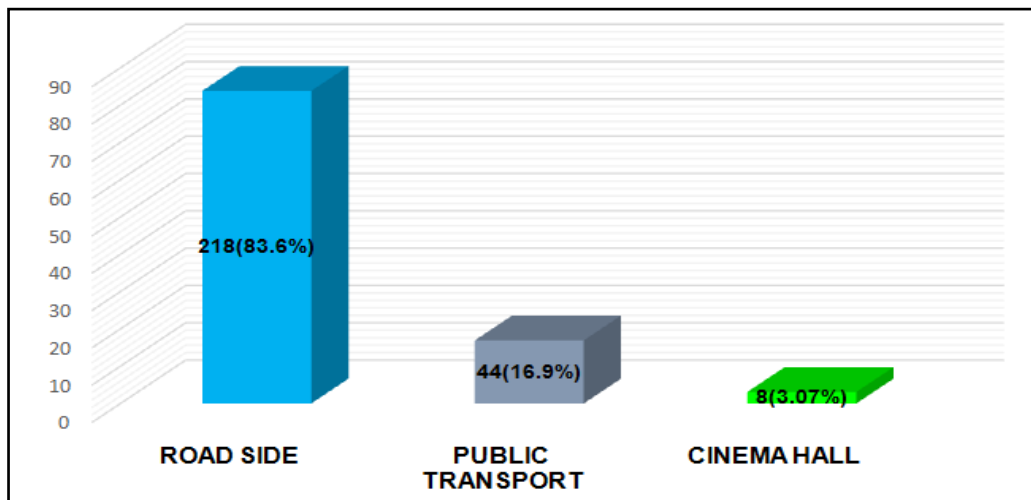
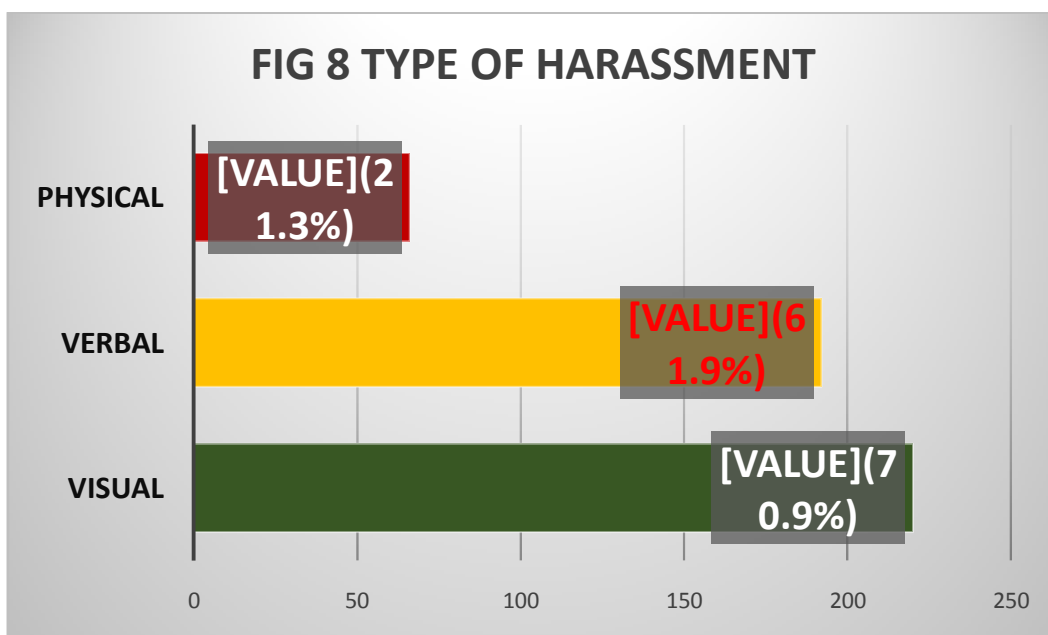


Fig 7 showing 83.6% has experienced harassment on road side followed by in public vehicle 16.9%, followed by 3% in cinema hall



In fig 8 type of harassment, 70.9% have experienced visual harassment followed by verbal i.e 61.9% and physically by 21.3%.

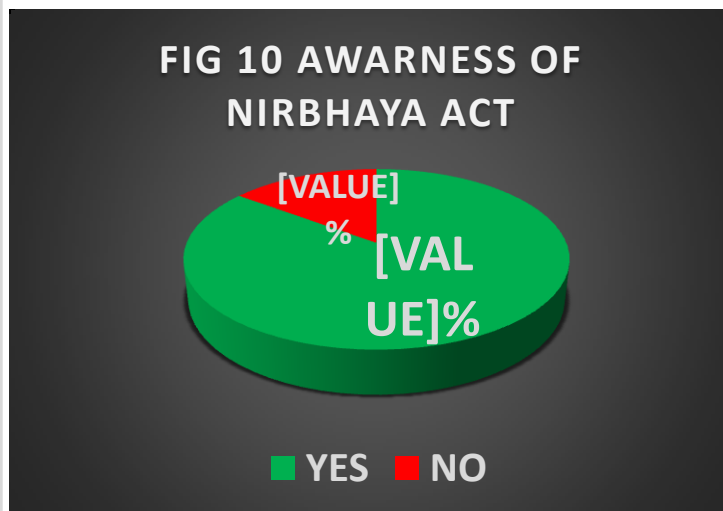
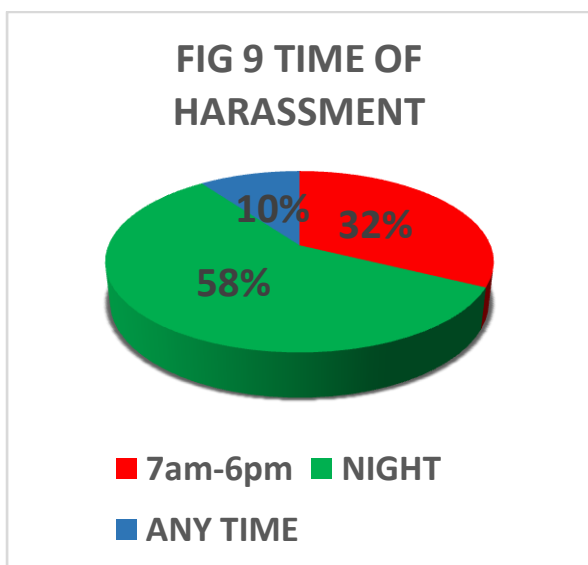


Fig 9 showing 58% got harassment after sunset and 32% got harassment during day time (7am-6pm) and 10% got harassment in both time. In fig 10 85% has said that they are aware of nirbhaya act and 14.8% said don't know. In fig 10 85% said they are aware of Nirbhaya act rest (15%) are unaware.

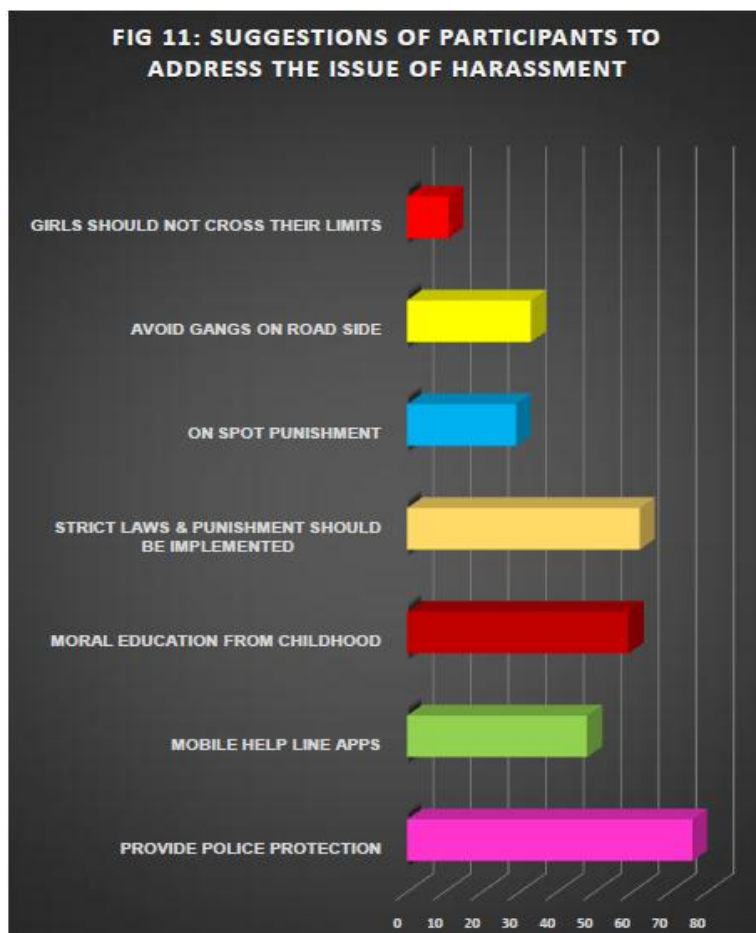


Fig 11: showing the suggestions given by the study group more than 70 people has given their suggestion as to provide police protection followed by strict laws and punishment should be implemented moral education from childhood.

Table 1 Relationship Of Marital Status With Harassment

STATUS	HARASSMENT	NO	TOTAL
MARRIED	58(22.3%)	22(44%)	80(25.9%)
UNMARRIED	202(77.7%)	28(56%)	230(74.1%)
TOTAL	260(83.8%)	50(16.1%)	310

P < 0.05 (SIGNIFICANT)

In table 1 it is shown that there is a significant relation between marital status with harassment

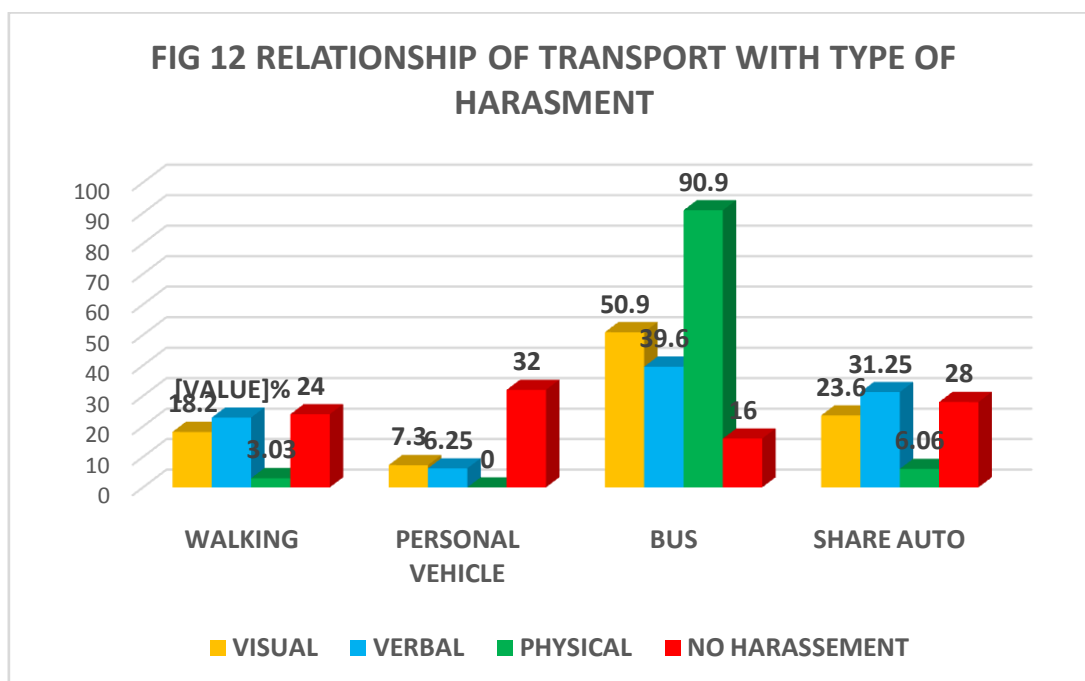
Table 2 Relationship Of Transport With Harassment

MODE	HARASSMENT	NO	TOTAL
WALKING	36(13.8%)	12(24%)	48(15.4%)
PERSONAL VEHICLE	24(9.2%)	16(32%)	40(12.9%)
BUS	136(50%)	8(16%)	144(46.4%)
SHARE AUTO	64(24.6%)	14(28%)	78(25.2%)
TOTAL	260(83.8%)	50(16.1)	310

P < 0.01 (MORE SIGNIFICANT)

Table 2 showing that there is a more significant relation between transport and harassment

Fig 12 Relationship Of Mode Of Transport With Type Of Harassment In Percentage



In fig 12 shows that 50.9% said they got visual harassment in bus and 7.3% in personal vehicle. 39.6% got verbal harassment, 6.2% in personal vehicle and 31.3% in share auto. 91% got physical harassment in bus followed by 6% in share auto and 0% in personal vehicle.

VI. Discussion

84% got some form of harassment where as 16% have not experienced street harassment. Formal and informal surveys suggest that the majority of women have undergone some form of street harassment. In a study conducted by Megha Dhillon et al Frequencies mentioned by the women ranged from being harassed on 50% of visits to public places to being harassed^[21]. For example, Hollaback Croatia interviewed 500 women in 2012 and found that 99% had experienced street harassment^[6]. In 2012, Hollaback Poland found that out of 703 women polled, 85% had experienced this form of harassment.^[7] out of 500 women interviewed in Tel Aviv, 83% said they had been sexually harassed in public^[8]. Street harassment is a common experience for most women and some men. Sixty-five percent of all women (two out of three women in the United States) said they had experienced some form of street harassment^[9]. In a study conducted by Holly kearl she found from Yemen to California, more than 90 percent of women have faced public harassment^[19]. In a study conducted in Mumbai 97% girls are harassed^[10]. According to national study report Sixty-five percent of women said they experienced some form of street harassment in their lifetimes^[11]. 70% have experienced street harassment when they are alone and 30% had when they are with friends In a study conducted by Holly kearl who is a national street

harassment expert in her work she found in Newark city most women commute alone. Women who are alone are sexually harassed the most^[18]. 85.2% are aware of Nirbhaya act where as 14.8% are unaware. The Criminal Law (Amendment) Act, 2013 is an Indian legislation passed by the Lok Sabha on 19 March 2013, and by the Rajya Sabha on 21 March 2013, which provides for amendment of Indian Penal Code, Indian Evidence Act, and Code of Criminal Procedure, 1973 on laws related to sexual offences.^{[12][13][14]} The Bill received Presidential assent on 2 April 2013 and deemed to come into force from 3 February 2013. It was originally an Ordinance promulgated by the President of India, Pranab Mukherjee, on 3 February 2013, in light of the protests in the 2012 Delhi gang rape case.^{[15][16]} The criminal law's included are IPC 326A, 326B, 354A, 354B, 354C, 354D^[17]. Street harassment doesn't just happen on the Streets^[11] 83.6% had experienced harassment on road side followed by public transport with 16.9% and 3.1% in cinema hall. Streets and sidewalks are the public spaces where street harassment most commonly occurs (67% of women reported harassment there), but harassment also happened in public spaces such as stores, restaurants, movie theaters, and malls (26% of women). It also happened on public transportation (20% of women)^[11]. A 1996 study found that 91.7% of women hostellers of Delhi University reported facing harassment on campus roads everyday (Gender Study Group, cited in Mirsky, 2003)^[20]. coming to type of harassment 70.9% had experienced visual harassment followed by 61.9% verbally and 21.3% physically got harassed. in a study conducted in USA in its national report more than half (57%) of all women had experienced verbal harassment, and 41% of all women had experienced physically aggressive form of harassment^[11]. Coming to type of harassment 58% got harassed during night(6pm-7am), 32% during morning hours(7am-6pm) and 10% got harassed irrespective of time. Relationship of marriage with harassment is statistically significant with 'p' value less than 0.05. relationship of transport with harassment is more significant with 'p' value less than 0.01. people travelling in personal vehicle were less harassed when compared with public transport where it is more. Most of the respondents have suggested to take police protection.

Limitations:

Since it is very confidential information, so all the participants might not divulge the information. The study has been carried on a selected population of working women hostels. The results cannot be extrapolated to the harassment figures in the community. People who are not willing are excluded

VII. Conclusions

Age, religion, education, profession are not statistically significant with harassment. There is strong relationship of mode of transport with harassment. 50% of people travelling by buses get harassed followed by 25% in share auto least is in personal vehicle. 78% unmarried harassed with $P < 0.05$. 91% persons travelling by bus harassed physically and none in personal vehicle. 85% aware of Nirbhaya act. 58% harassed after sunset, 71% felt visually harassed & 21% physically harassed. 84% experienced some form of harassment, 84% got harassed on road side.

VIII. Recommendations

Report to the police: while reporting street harassment won't always be the right or best solution for people, sometimes it is. Use our toolkit to find out what laws apply to street harassment in your state and how you can report it to the local police department.

Share your stories in person/ online: post your street harassment story or tactic suggestions on a website or blog to rise awareness about the problem and/or to offer advice to others.

Write about it: write and submit an article or op-ed about street harassment to a magazine or newspaper. An op-ed that journalist Elizabeth Mendez wrote in the fall of 2010 led to the first ever city council hearing on street harassment in New York city.

Map it: start mapping where you are harassed. If there are patterns about where it occurs, then you can ask police or a local business to help intervene in that area.

Be a male ally: men, we need you as allies! Read about how men can help.

Take self defence: take and/or encourage others to take self defence classes so they feel more empowered to safely confront their harasser(s).

Reference

- [1] "Statistics – Academic and Community Studies," Stop Street Harassment, accessed August 2, 2013, [http:// www .stopstreetharassment.org/resources/statistics-academic-studies/](http://www.stopstreetharassment.org/resources/statistics-academic-studies/).
- [2] Bachelet, Michelle (21 February 2013). "Making cities safe for women and girls". The Guardian. Inter Press Service. Retrieved 31 October 2014.
- [3] Williams, H. (2001), Maintaining a harassment-free workplace: APC (accessed January 24:18:25, <http://www.apsc.gov.au/publications01/harassment.htm>
- [4] Ho, I. K., Dinh, K. T., Bellefontaine, S. A., & Irving, A. L. (2012). Sexual harassment and posttraumatic stress symptoms among Asian and White women. *Journal of Aggression, Maltreatment & Trauma*, 21(1), 95–113.
- [5] Lenton, R., Smith, M., Fox, J., & Morra, N. (1999). Sexual harassment in public places: Experiences of Canadian women. *Canadian Journal of Anthropology*, 36(4), 517–540.
- [6] Hollaback Croatia, Croatia Street Harassment Survey 2012, accessed August 2, 2013, http://www.ihollaback.org/wp-content/uploads/2012/06/Hollaback-Croatia_Online-street-harassment-survey.pdf.
- [7] Hollaback Poland, Research on harassment, http://www.ihollaback.org/wp-content/uploads/2012/06/Harassment-in-public-spaces-in-Poland_Rozzak-and-Gober1.pdf.
- [8] Ilan Lior, "Vast majority of Tel Aviv women report sexual harassment, survey finds," *Haaretz*, November 23, 2011, accessed August 2, 2013, <http://www.haaretz.com/print-edition/news/vast-majority-of-tel-aviv-women-report-sexual-harassment-survey-finds-1.397163>.
- [9] Unsafe and Harassed in Public Spaces: A NATIONAL STREET HARASSMENT REPORT
Stop Street Harassment Reston, Virginia · Spring 2014 pg no 13
- [10] The Times of India, (6th sep, 2012) reporting a study covering more than 6000 respondents in Mumbai
- [11] <http://www.stopstreetharassment.org/wp-content/uploads/2012/08/National-Study-Report-Executive-Summary.pdf>
- [12] "Lok Sabha passes amendments". NDTV. 19 March 2013. Retrieved 4 February 2013.
- [13] "Lok Sabha passes anti-rape bill". *Hindustan Times*. 19 March 2013. Retrieved 4 February 2013.
- [14] "Anti-rape Bill passed". *The Hindu* (Chennai, India). 24 March 2013. Retrieved 24 March 2013.
- [15] "Prez Pranab Mukherjee promulgates ordinance on crime against women". *Indian Express*. 3 February 2013. Retrieved 4 February 2013.
- [16] "President signs ordinance to effect changes in laws against sexual crimes". *India Today*. 3 February 2013. Retrieved 4 February 2013
- [17] The criminal Law (Amendment) ordinance, 2013
- [18] <http://www.forbes.com/2010/07/13/sexual-harassment-women-commuter-forbes-woman-leadership-workplace.html>
- [19] <http://www.csmonitor.com/Commentary/Opinion/2011/0418/Street-harassment-of-women-It-s-a-bigger-problem-than-you-think>
- [20] Mirsky, J. (2003). *Beyond victims and villains: Addressing sexual violence in the education sector* (Report No. 47). London, England: The Panos Institute. Retrieved from <http://www.panos.org.uk/?lid=250>
- [21] *Street Harassment A Qualitative Study of the Experiences of Young Women in Delhi* Megha Dhillon , Suparna Bakaya [<http://sgo.sagepub.com/content/4/3/2158244014543786>].