

Market Stock Price Prediction Using Machine Learning

Vishal Dwivedi¹, Dr. Sheenu Rizvi², Dr. Anuradha Misra

¹(Department of Computer Science & Engineering, ASET / Amity University, India)

²(Department of Computer Science & Engineering, ASET / Amity University, India)

³(Department of Computer Science & Engineering, ASET / Amity University, India)

Abstract: Successful predictions of future stock will maximize the profit of the investors. The Prediction of the stock market is the task to determine the upcoming value of instrument traded on a company stock or financial exchange. The Report proposes a Simple AI model to foresee the stock value esteem. The proposed calculation incorporates molecule swarm advancement (PSO) and least help vector (LS-SVM). PSO calculation has been utilized to streamline LS-SVM to foresee costs of every day stock. The proposed model depends on the investigation of verifiable information and specialized pointers. The PSO calculations have been utilized to streamline LS-SVM to foresee of every day costs of day by day stock. The proposed model depends on the investigation of verifiable information and specialized markers. The PSO calculation chooses a blend of sans best parameters for LS-SVM so that over-fittings and nearby minima issues can be kept away from and improve forecast exactness. The proposed model was assessed utilizing thirteen benchmark money related datasets and it was contrasted and the Artificial Neural Network with Leavenberg-Marquard (LM) calculation. The outcomes got uncovered that the proposed model can have better expectation exactness and PSO calculation in improving LS-SVM. Several financial institutions use the powerful ML for predicting time-series data with unmatched accuracy level. The present-day research is focused on improving this model day by day. In a simple words one can say that Machine-learning is a process in which computer algorithms are used to make the machine learn from the available data and information to improve the result. This study with deals with several machine learning methods that can be applied to predict the market stock price with the help of previous data set provided by organization or company.

Key Words: Stock Price, Support Vector Machine, profitability, Machine learning

Date of Submission: 25-05-2020

Date of Acceptance: 11-06-2020

I. Introduction

The world is getting digitalized day by day and peoples are now moving towards cashless economy. Hand to hand transactions are reducing since digital money comes to existence with lot of benefits and easier modes of transactions. Stock market is the place where people can transact their money and earn profit accordingly. The forecast of stock cost is centering throughout the years since it can increase critical advantages. Anticipating the securities exchange is definitely not a basic errand, basically because of the close irregular conduct of the stock time arrangement. Basic and specialized investigation was the initial two different ways used to appraise stock costs. Artificial Neural Network (ANN) is the most usually utilized innovation. As a rule, the issue of over-fitting because of the expansive number of parameters to address ANN happens, and a little earlier client learning about the pertinence of the contribution to the examination issue. Likewise, Support Vector Machine (SVM) was created as a choice which stays away from such confinements. His down to earth triumphs can be credited to strong hypothetical grounds dependent on VC-hypothesis. SVN computes ideal arrangements comprehensively, which are gotten with ANN, which are looked into and examined by the neighborhood minima world...

At any rate Vector Machines (LS-SVM) technique was presented in, which was improved in the conventional SVM calculation. LS-SVM utilizes a standard least class work with likenesses, which prompts a straight framework that meets the Karush-Kuhn-Tucker (KKT) conditions to acquire an ideal arrangement. Is. In spite of the fact that the LS-SVM rearranges the SVM procedure, the normal parameter and part parameter assume a vital job in the relapse framework. In this manner, to appropriately choose LS-SVM free parameters, it is important to set up a strategy, along these lines relapse recovered by LS-SVM ought to be solid against clamor conditions, and its impact does not require essential client learning. The estimation of free parameters in the issue in the investigation. The apparent advantages of transformative systems as adjustment techniques have driven a few inquiries about to consider such stochastic strategies in term of SVM enhancement. An overview and Swarm Optimization (EAS) in Particle Swarm Optimization (PSO) is a standout amongst the most utilized EASs. PSO is a proposed calculation by James Kennedy and Russell Eberhart in 1995, roused by the social conduct of creatures, for example, the crowd of feathered creatures and fish. Analyzer, utilized in the molecule

swarm enhancement calculation, while making changes in accordance with 'nearby' and 'worldwide' best particles, it is adroitly like the hybrid activity utilized by Neural Network.

The perceived benefits of evolutionary strategies as adaptation methods have led some researchers to consider such stochastic methods in terms of SVM optimization. Observations of a survey and evolutionary algorithm (EAS) were found. The working of this algorithm is based on the social behavior of animals e.g., the herd of birds or fish farming. The involved optimizers conceptually similar to the crossover operation employed in genetic algorithms. It is able to make adjustments to "local" and "global" best particles.

The algorithm also uses a fitness function in particle swap customization, which is used to calculate the proximity of the solution according to the specified optimum value. The particle swarm optimization has a different concept from evolutionary computing. It can be noted that in particle Swarm method, the flight potential solutions are increasing rapidly towards a "better" solution in the hyperspace, whereas the evolutionary computations are directly operated on possible solutions in the schemes which are the form of places in the hyperspace. Are shown in SVM was used in stock market forecasting. Forecasting of financial time series was presented using the customized SVM by PSO. Optimization of the share price prediction model based on the support vector machine has been introduced. The forecasts of the financial time series based on the Wavelet kernel support vector were presented. The computational intelligence approach was introduced for stock price forecasts. A hybrid approach was introduced by integrating wave-based feature extraction with MARS and SVR for stock index forecasts. Summary of an interval type-2 fuzzy logic-based system and opportunities for mediation in the stock exchanges was presented for the modeling generation. Fuzzy decision has been presented in strong stock trading using trees. The ANN-PSO-GA approach was presumed for day-to-day stock e-exchange prices, in which forecasts were presented. A hybrid fuzzy intelligent agent-based system for stock algorithm was introduced in the same algorithm.

A Machine Learning (ML) approach that will be trained from the available stocks data and gain intelligence and then uses the acquired knowledge for an accurate prediction. In this context this study uses a machine learning technique called Support Vector Machine (SVM) to predict stock prices for the large and small capitalizations and in the three different markets, employing prices with both daily and up-to-the-minute frequencies.

II. Understanding the problem Statements

Our aim is to predicts the stock prices on daily routine with the historical data set from the different organizations and companies. The past data will be collected, analyzed and after applying the machine learning algorithms, a system will be proposed that might predict the stock price in future with approximately same value as expected. Mainly market stock analysis is classified into two categories:

- **Fundamental Analysis:** This type of Market stock analysis deals with the current business scenario of organization and the financial performance of company.
- **Technical Analysis:** This type of market stock analysis deals with the understanding of charts and statistical figures to identify the trend of market.

III. The Proposed Work

Since every problem-solving scenario needs a proper step wise processes that executes the operation and gives the results as required. Market stock price prediction also needs a step wise process that is being implemented using machine learning. Here are some of the steps that are followed to predicts the market stock price. This method can be applied on almost every technique used to predicts the market stock price.

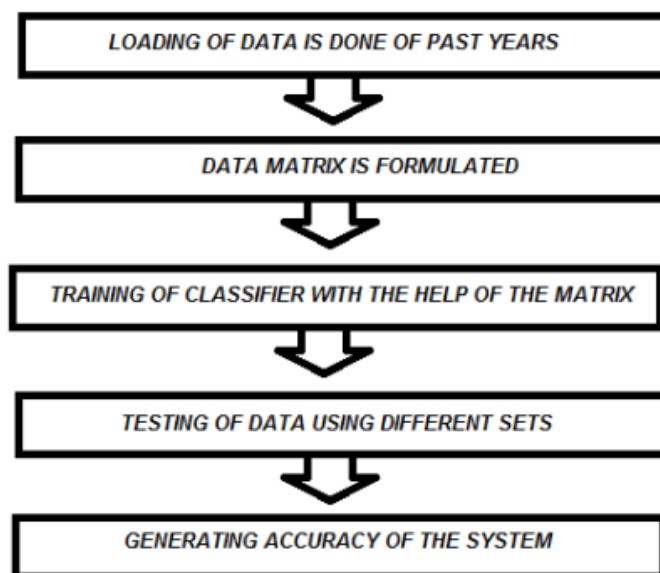


Figure 1. The flow chart used in process of Market stock price prediction.

IV. Techniques used in Market Stock Price Prediction

Neural Systems are commonly considered to have up prescient power yet the principle issue related with it is that some little modification in the preparation information that is utilized for application AI calculations can prompt extensive changes in the prediction. Thus, they have numerous hindrances when connected to time arrangement model. Stock trade which is an exceptionally stochastic and a dynamic movement is exceedingly affected by the large scale and miniaturized scale prudent exercises that occur. Natural proportion of execution that is utilized is the forecast mistake. As thought of one mistake isn't attractive to foresee a framework so Mean supreme error, mean squared error, mean outright rate error, root mean squared blunder and rate mean total deviation is utilized. Time arrangement demonstrate utilizing neural system utilizes the back-spread feed forward system with one input, output and shrouded layer each. Predicting the end value one day ahead of time is finished by it. It utilizes the Gradient drop calculation as the learning capacity and the sigmoid capacity as the enactment function. It has been watched while utilizing this methodology for foreseeing NIFTY and MIDCAP50 that it performs well when the dataset utilized. This model functions admirably when the clamor is less and forecast precision is diminished extensively when the commotion is expanded.

Analysis Based Methodology is created and structured by contemplating an assortment of macroeconomics, mechanical environment, financial condition and money related news. This methodology improves the basic leadership ability of the financial specialist and encourages him to contribute admirably, winning greatest benefit. This methodology is performed in a progression of steps. (TEJ) the money related pointers for every particular stock form are caught after which they are standardized. Loads of the standardized budgetary marker is determined by breaking down the connection between's the stock and money related pointer by utilizing the GRA (Grey social examination).

Linear Regression related to the least square technique for assurance of parameters and moving normal strategy is utilized to foresee the securities exchange time arrangement information. The moving normal strategy is demonstrated by taking the normal of estimation of perception of a specific time length and putting the incentive in the middle of the range. The explanation behind choosing this technique is that it will in general lessen the change in market and acquire the estimation of the pattern of time arrangement with high exactness. The rate gaining which is the proportion of current market cost and the winning per share is utilized to make the regression equation. The framework can foresee the month to month and week by week unique development of stock costs. The primary advantage of this methodology is that it yields a numeric anticipating strategy which has advantage and is straightforward in comparison to certain words, for example, high, low, medium, flat, which might be ambiguous if the range isn't referenced.

Support Vector machine (SVM) can be connected to conjecture the stock trade by utilizing some organization explicit parameters, for example, cost per profit proportion of stock, net income by share. Though it is troublesome and complex to characterize whether a market is great or not this strategy characterizes great when the offer of a specific organization ascended over a year else named bad. It is likewise hard to decide the parameters that ought to be considered for checking whether estimation of offer rose. SVM is utilized for classification and can be utilized for it. SVM is viewed as useful for arranging non straight examples by building

up a solid connection between the class names and information variables. It has been seen that the model proposed can have higher exactness by including extra variables.

By concentrating just available close esteem and the open estimation of an offer this design encourages the client to either retain, purchase or sell an offer bringing about great choice ability. Data is acquired from the yahoo Finance and it is spoken to as a period arrangement demonstrate. The ANN that is utilized comprises of 1 input,2 concealed layer and 1 yield layer and considers most extreme ages to be 5000. By experimental testing it is discovered that the ideal number of neuron in the primary shrouded layer ought to be half of that in the info layer with the information layer comprising of 44 neurons. The mean of both the real and anticipated information is determined and is there is where the mean of information anticipated is more than the real information got from the preparation set then the framework recommends the financial specialist to purchase a specific stock or else he is proposed not to purchase the stock and trust that proper time will purchase the equivalent. . heuristic calculation propelled from the conduct of the honey bee. It comprises of different stages and at each stage we select a superior arrangement or in other term a superior estimation of wellness work. This can be comprehended as honey bees visiting sources that have more prominent nectar than different patches of blossoms in the neighborhood. With a noteworthy exertion to make versatile and decentralized calculations swarm knowledge is being developed as a noteworthy region of research at present. Examining the conduct of different living beings like the bumble bee, insect settlement and E. coli microorganisms helps in the worldwide improvement of a specific application explicit capacity This model can foresee short and long haul stock costs.

V. Some Results of Predicting near to the Actual Stats:

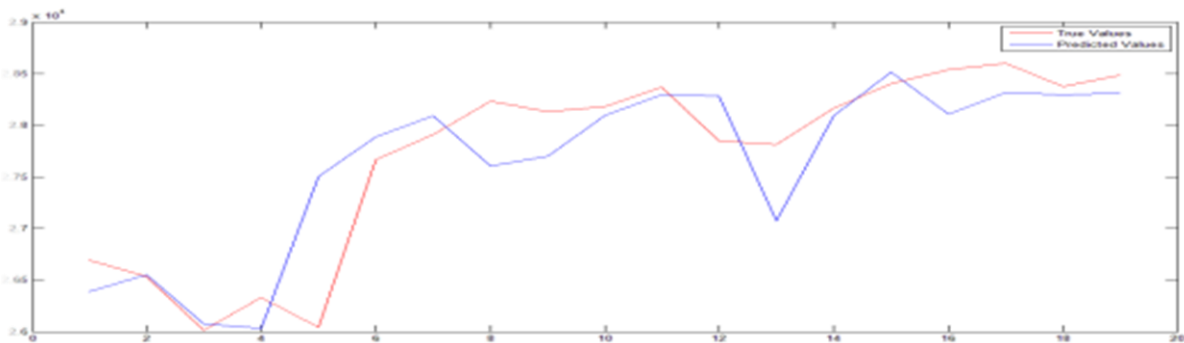


Figure 2. The actual and estimated value graph by the system on the adjusted close value of the stock. The Blue is predated values and has red active or true values.

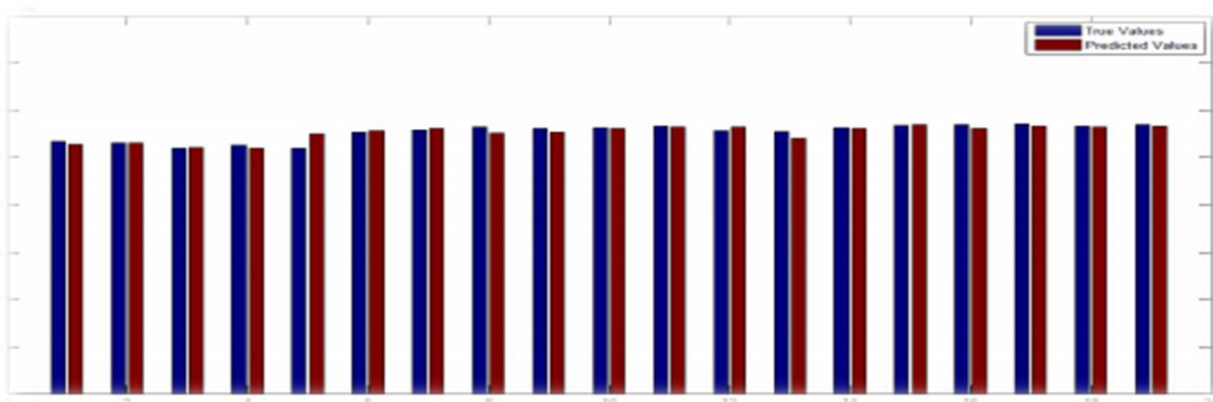


Figure 3. The chart of real values (blue) and estimated values (red)

VI. Comparisons in Techniques for Market Stock Price Prediction.

S.no	Techniques	Advantages	Disadvantages	Parameter Used
1	Neural Network Time series model	Performance better than Regression Lower prediction error	Prediction gets worst when noise variation is increased	Closing price of Stock
2	Fundamental analysis-based method	Forecast to select optimum stock and predict trend Output up, flat or down and non-Numeric	Feature selection from financial news complex and typical	Factors of Macroeconomics, financial news, industrial environment and firm financial condition
3	Stock trend prediction by using Regression Analysis	Numeric Forecasting method Predict 6-month future value Moving Average reduces the Fluctuation		%age earing Ratio calculated from daily and weekly activities whose data Extracted from Stock exchange
4	Support vector Machine for Stock Prediction	Don't lose much accuracy when apply to a Sample from Outside a training sample	Can Exaggerate minor fluctuations in the training data, thus resulting in decreases in Subsequent predictive Ability	Net Revenue, net income, price per earnings ratio of stocks , consumer spending, diluted earing per share, Unemployment Rate
5	Optimal neural network Architecture	Select the optimized parameter in terms of EPOCHS and Neurons to provide accurate Forecasting	Only Binary Classification for withholding and Buying the Stock	Earing per share, price divided ratio and price earing ratio
6	Adaptive Linear Combiner (ALC) and Artificial Bee Colony Algorithm (ABC)	Better than other two adaptive parameter learning algorithms particle swarm optimization and genetic algorithm with the adaptive linear combiner		There are 10 input to model. Performance evaluated by mean absolute percentage error(MAPE).

VII. Conclusion

Stock exchange predictions help organizations and stakeholders to track market trends. It also helps in determining whether to sell, buy or stop the so that profit can be maximized. In this paper, I have studied the various techniques that are used to predict the stock market.

Since investing in a stock market is one of the games of chance, the money that investor is investing on the particular company may be drown out because of poor performance in the market. So, it is very necessary for an investor to go deep investigation about the company's profile and the performance in last few years or decades. Here comes the role of market stock prediction tools and techniques that will study the trend of company in past and predict the approximate result to the investors, thus the chance of losing money might get less. There must be chance of getting very good return towards the investments.

Reference:

[1]. Zhen Hu, Jibe Zhu, and Ken Tse "Stocks Market Prediction Using Support Vector Machine", 6 International Conference on Information Management, Innovation Management and Industrial Engineering, 2013.M.

[2]. Wei Huang, Yoshiteru Nakamori, Shou-Yang Wang, "Forecasting stock market movement direction with support vector machine", Computers & Operations Research, Volume 32, Issue 10, October 2005,

[3]. N. Ancona, Classification Properties of Support Vector Machines for Regression, Technical Report, RIIESI/CNR-Nr. 02/99.

[4]. K. jae Kim, "Financial time series forecasting using support vector machines," Neurocomputing, vol. 55, 2003.

[5]. Debashish Das and Mohammad shorifuddin data mining and neural network techniques in stock market prediction: a methodological review, international journal of Artificial Intelligence & applications, vol.4, no.1, January 2011.

Vishal Dwivedi, et. al. "Market Stock Price Prediction Using Machine Learning." *IOSR Journal of Computer Engineering (IOSR-JCE)*, 22(3), 2020, pp. 20-24.