

Green Taxation Impact On Industrial Sectors Which Reduces Carbon Emission In A Country

Muhaiminul Islam¹, Nahin Rahman², Md. SarzulAlom Sodesh³, Monisha Saha⁴

^{1,2,3,4}PG Student, Department of Accounting & Information Systems.

^{1,2,3}Bangabandhu Sheikh Mujibur Rahman Science & Technology University.

⁴Khulna University.

Abstract

This research paper analyzes the impact of green taxation on the industrial sector and how much carbon emissions can be reduced as a result. Industry is the driving force of a country's overall economy, and the need for green industry to protect the environment is increasing, besides the industrial sector looking at a specific sustainable environment, every country should try to reduce the level of carbon emissions through green taxation. There they levy tax on the industries for a certain period and then they will use their tax to develop their new eco-friendly industries to make each industry a green industry through technological development. Imposing a green environmental tax on the industries to keep the overall economic stability of the country and green taxation to make the environmental infrastructures which helping the industries, besides reducing the overall carbon emission of a country like CO₂, CFCs, HCFCs, CH₄, etc. and build an environment-friendly industry. In addition, green taxation plays a special role in the industrial sector to provide maximum profit to the stockholders and stakeholders and to maintain the social, economic, and environmental balance by attracting domestic and foreign investors through the environment-friendly industry of a country and creating the future environment-friendly investment area, which determines the level of carbon emission of each industry. Besides doing this, it reduces the level of carbon emissions in the country's industrial sector by creating new areas of green taxation.

Keywords: Carbon Emission, Green Environmental Taxes, Green Investment, Environmental Infrastructure, Green Economy.

Date of Submission: 16-12-2022

Date of Acceptance: 31-12-2022

I. Introduction

Green taxation helps a country's environmental sector monitor the country's carbon emissions to a standard level by taxing various carbon-emitting companies or industries. Green taxation plays a very important role for developing countries by keeping their environmental pollution at a record level and implementing various chance rules and regulations to promote their industrial activities and maintain their proper functioning in the overall economy. Green taxation creates close relationships with companies and tax authorities to offset the negative impact of non-environmental products and services that create new regulations to protect a country's environment by monitoring their impact on the environment. Environmental tax is important to keep the economic system of a country running and to keep the country's investment livable and healthy, which easily plays a role in the country's environment as well as the global environment by converting future industries into eco-industries while maintaining the overall environment and economic stability of a country. When a new tax is imposed on the activities of a country, those activities are disrupted at first but later it benefits because when we want to apply a new system in a country it affects the overall system of that country but if we do it in a properly possible to enjoy the benefits as long as one can apply them through appropriate decisions. Green taxation a country's overall industry as well as environment-related activities can be taxed to reduce carbon emissions. When the level of carbon emission or environmental pollution of an industry is specified, the companies want to produce their products or services within that level because the industries want to avoid taxes. Through environmental tax, a country's water disposal, water, and air pollution directly impact carbon emissions, and companies or industries try to produce more by bringing efficiency through their operations, using new technologies, and installing sustainable, environmentally friendly technologies. Green taxation helps industries become more environmentally friendly and through the tax levied on them, the government of a country again provides loans to subsidize industries to develop environmentally friendly industries. In addition, the government of a country provides suggestions, opinions, and financial support to industries and companies and all consumers related to environmental protection to develop environmentally friendly industries and protect

the environment. In addition to this, by re-adding the tax system and bringing the new tax system under the environmental infrastructure, it creates a new model where companies are easily motivated and their production capacity is not disrupted. Taxes generally prevent environmental harm and protect the interests of consumers by turning off their opportunities and activities. A green tax encourages industries to reduce their use of carbon-emitting materials and shift towards renewable energy. Each country has regulatory bodies to make sure companies are meeting their carbon emission levels if they think companies aren't following them. They levy penalties along with green tax. Although developing countries have low carbon emissions, they do not receive any kind of technical or financial support from developed countries, but looking at the world's carbon emissions, it can be seen that only 15 to 20 countries emit 70% of the world's carbon. Due to their emitted carbon, the global temperature is increasing and public health is being affected by the environment, the cost of which is that under-developed countries are having to face extreme disasters. To protect the current world from the severe claws of the environment, Green Taxation helps to reduce the level of carbon emission by guaranteeing the industrial sector of each country as well as the environmental sector to keep the economic system running in each country through green investment and carbonization in the environmental infrastructure.

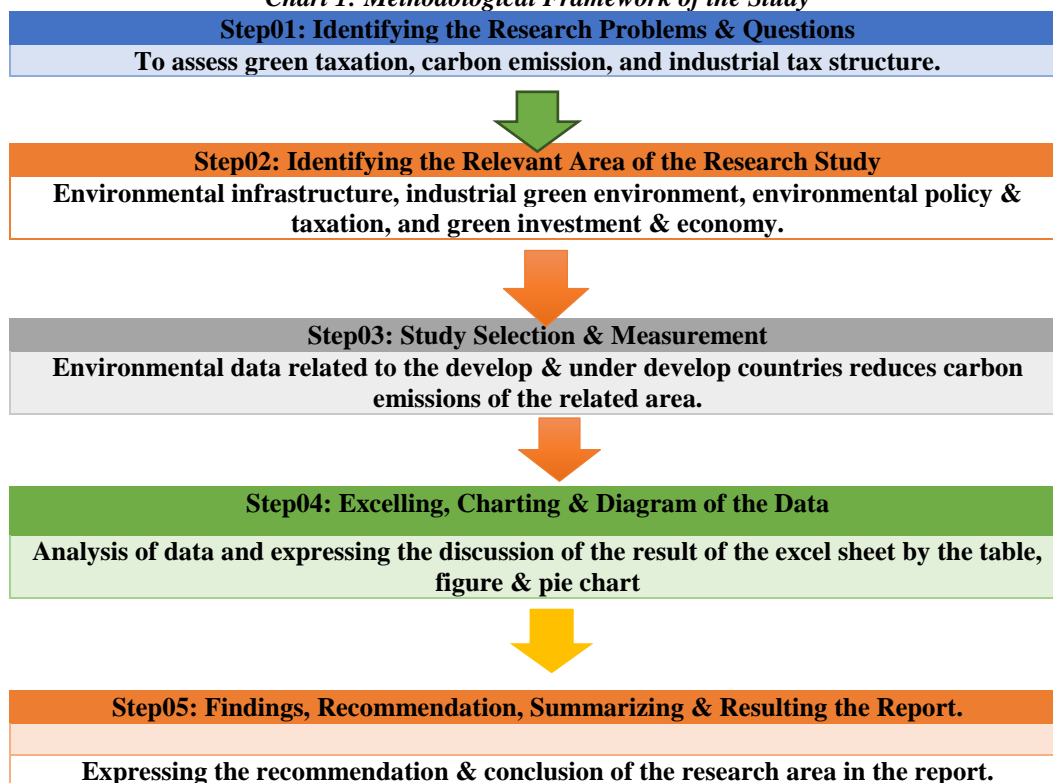
1.1 Objective of Study

The main objective of this research is to reduce carbon emissions by adapting industries because we must reduce carbon emissions to avoid environmental catastrophes or our environment will become unlivable. Industries and companies that produce goods and emit carbon have a responsibility to society as well as to consumers and the profits they earn from it are reduced by the government of each country through a strict form of carbon emission and they are required for a certain period. Carbon emissions can be reduced by refurbishing machines or materials that produce carbon emissions or by converting them to environmentally friendly technologies. And for that, the government of each country gives subsidies as well as soft loans to the institutions, but the government of any country cannot provide them with the opportunity by paying a fixed rate on them for their future financial cooperation as well as technological cooperation to the industries or all these related institutions. They are taxed on income and expenditure (on imported goods & machinery). Another objective is to levy a green tax to finance the research and development of green technologies and to reduce global warming, as well as to protect economic stability by taxing companies or industries that aim to build a country's eco-friendly economy. Besides, developing an environment-friendly tax policy where industries do not disrupt their production.

1.2 Methodology of the Study

This paper is based on secondary data on environmental sustainability and economic sustainability of developed countries and developing countries concerning possibilities Goals, Green Taxes, and using the scoping method through the use of various sources of data, which are countries' direct involvement in carbon emissions. In addition, it has been found that it is almost impossible to collect data related to this research. It is close to impossible. It is the annual report of various organizations, government environmental policy, international environmental policy, Paris Environmental Agreement, and OECD, and data collection has been done by talking directly to different people. By inputting the data into an excel sheet and reviewing its results, a decision is made as to how green tagging contributes to reducing a country's carbon emissions. By collecting information through various newspapers and analyzing them, setting a policy and methodology to emphasize the importance of green taxation. A scoping study approach is used to explore possible fiscal reforms to introduce green taxation in different country contexts as well as environmental infrastructure and green utilization. Setting a taxation standard policy by systematically adjusting the quality of industries through the use of this paper. Where analysis of industries involves a quantitative analysis focusing on both economic and environmental linkages such as taxes and subsidies. The methodological framework followed by this research paper to prepare this paper is illustrated below through diagrams.

Chart 1: Methodological Framework of the Study



1.3 Limitations of the Study

The main limitation of preparing this research paper is the paucity of data. The concept of green tax has not yet been understood its importance in all countries of the world, so the countries have not yet taken proper initiatives to protect the ecological balance and reduce carbon emissions by taxing industries against carbon emissions. As a result, I had to work with potential data for a long time. While researching green taxation, I found that companies are emitting carbon without caring about the environment. Also, due to countries not taking proper policies due to indecision, the companies are not following the environmental documents properly, where in addition to excessive carbon emission, the elements in the dangerous places of the environment are influencing the environment.

II. Literature Review

A direct emission tax is difficult to implement in situations where uncontrolled carbon emissions are often difficult to quantify. In addition to improving the quality of the environment, environmental taxes are replaced by labor taxes by imposing a green tax on the taxation sector to improve the environment. In this, the industrial establishments are aware of the carbon emission of the environment by paying the tax imposed. Another aspect of green tax is that they diversify the capital because environmental policies are very strictly followed so they tend to shift their investments to low-tax policy industries or countries with relaxed environmental policies. Green taxes can be levied in different ways, usually a tax on emissions whereas a tax on carbon dioxide emissions or a direct tax. Then this country adopted an alternative method of indirect taxation. For example, tax on petrol, tax on passenger seats in airplanes, etc(Folmer, 2019).

Environmental tax has many side effects which give rise to tax controversy such as double dividend payment. Because of positive second dividends, carbon-emitting firms or individuals reduce carbon emissions to gain positive benefits to society. This dividend policy results in individual cost savings from environmental taxes that are then returned to the individual taxpayer in revenue as a subsidy(Goulder, 1994).

Green tax or environmental tax is not only charged but also levied on companies that emit harmful carbon and by incentivizing companies to produce new products by adding new methods to reduce environmental pollution. Reduces levels and damage to the environment(PAL).

There are some pollutions that come from non-point sources such as agriculture. Here, if an individual farmer wants to reduce his carbon emissions alone, it is never possible because there is no effort to reduce these emissions collectively or if the government monitors them. If not, it is very difficult to reduce emissions individually(Braden, 1993).

Some pre-tax under green taxation should be imposed on the environmental sector so that they are willing to pay the tax and motivated to reduce the level of carbon emission (Parry, 1994).

Green tax rates should be determined based on an environmentally integrated model and policy in line with environmental damage so that economic growth and development projects are not compromised due to environmental pollution (Abdul Qayum, 2016).

Environmental degradation increases public pressure for business practice changes and businessmen are in a lot of fear for their business product demand, so management is often forced to comply with environmental principles to conduct sustainable business activities (Alyazi Almansoori, 2021).

Green labeling promotes a country's economy with a negative impact on the industry in the short run but a positive impact on the industry in the long run and increases economic growth in the long run (Oliveira, (2017)).

Green tagging helps reduce environmental damage and also helps organizations in costing and designing and implementing new sustainable business practices (Miller, 2013).

A high green tax leads to environmental protection by increasing public awareness and decreasing environmental pollution as a result of the imposition of green tax (Bhatia, 2020).

There is no specific standard in the world yet for green accounting & taxation for environmental protection. Therefore, there is a need to set a standard like organizations such as IFRS, IAS & GAAP while intending to reduce the level of carbon emissions protecting the green accounting. It is necessary to create provisions for the imposition of green accounting & green tax on industry based on international & national standard (Muhaiminul Islam, Sep. 2022).

III. Possible Area of Green Taxation in the Industrial Sector

We are constantly emitting carbon to carry out our daily life activities but the level of these emissions is much higher in the industrial sector. Because in the industrial sector, we produce products other than our daily necessities. And for the production of all these pornographic materials, various types of carbon emissions are emitted in the industry. And such industries are the mining industry, steel industry, power industry, chemical industry, petrochemical industry, pharmaceutical industry, fertilizer industry, agricultural industry, food industry, etc. To carry out production activities in all these industries, we constantly emit carbon, so to reduce the level of carbon emission of this industry, by imposing a carbon tax or green tax, reducing the level of carbon emission, revenue is generated and later it is spent as admission to this industry for environmental protection and its implementation. If you can, the level of carbon emission will be reduced to a large extent.

3.1 Energy Industry Taxes

The energy sector is an industrial sector that represents all the industries where that produce energy through one sector and supply it to all industries and households. These energy industries include oil or gas reserves, oil and gas drilling, and companies constantly operating in refining, exploration, and development, where these industries emit the most carbon. It also includes integrated industries such as energy industry renewable energy and coal power. Industries within the sector produce and supply their primary fossil fuels or non-renewable fuels and emit carbon emissions to produce them. Therefore, to reduce the level of carbon emissions in this sector, and to encourage them to switch to renewable energy, an energy tax on them can reduce the level of carbonization. Other types of carbon gases such as greenhouse gas, methane, CFC carbon dioxide, phosphorus, carbon dioxide carbon monoxide, etc. are leading to environmental degradation through carbon emissions. Taxing these industries to ensure that their carbon emissions do not impact the environment will help reduce carbon emissions. A country with a high carbon footprint will have to do more on the country's industries to work towards low carbon emissions and to manage production in the energy sector in line with international standards. Energy tax can be of different types depending on the region and the countries that contribute to high carbon emissions. Developed countries have high carbon emissions and if they impose high energy taxes, it is possible to reduce carbon emissions to some extent. Below are the energy sectors on which energy tax can be levied under green taxation.

- | | |
|--|--|
| A. Non-renewable | B. Renewable |
| <ul style="list-style-type: none">• Petroleum products and oil• Natural gas• Gasoline• Diesel fuel• Nuclear• Coal | <ul style="list-style-type: none">• Hydroelectric power• Biofuels such as ethanol• Wind power• Solar energy• Hydroelectric power |

3.2 Transportation Industry Taxes

Currently, the transportation sector is using a lot of fuel, which is only increasing carbon emissions. Developing countries are still not using hybrid technology transportation, so the level of carbon footprint in their transportation sector is slightly higher than that of developed countries. Developed countries are trying to improve the transportation sector through the use of renewable energy and hybrid energy. Moreover, they are also planning to reduce their carbon emissions by imposing various types of green taxes on transportation within their country. Underdeveloped and developing countries have yet to impose a green tax on the transportation sector, instead of subsidizing it, increasing carbon emissions and spending the extra money to reduce them, which hurts the economy and increases carbon emissions, disrupting the environment. Services included in the transport sector are aircraft, airlines, ships, road, rail, and various modes of transport as well as airports, seaports, railway stations, etc. By imposing a green tax on this industry it is possible to reduce the level of carbon emissions to some extent and the money earned from this sector will contribute to the future planning of this sector again by providing eco-friendly transportation services through their subsidiaries to balance the environment by carbon emissions. The transportation sector emits more than 7 billion metric tons of carbon each year in the world. In 2020s, the carbon dioxide emissions of this sector were seven point three billion metric tons. When the oil crisis occurred in the 1970s, however, the level of carbonation was greatly reduced. But the level of carbon emission is increasing day by day and to reduce this level, the United States has announced to reduce the level of carbon emission by 10% between 2030 and 2040. Below is the transportation sector on which energy tax can be levied under green taxation.

- Fuel tax
- Ticket tax
- Passenger tax
- Distance weight tax
- Fossil fuel combustion: carbon dioxide & other greenhouse gases
- Production and use of fluorinated gases etc.

3.3 Chemical industry Taxes

The industries included in the chemical industry are those that produce chemical products and they produce various types of chemical products to carry out the production activities of other industries. To sustain the current global economy, various types of chemical products are produced which are later used in industries to keep the production process running. In the present world, more than 70,000 products are being produced using chemicals in various industrial establishments where carbon emissions are increasing excessively and to reduce this, carbon emissions can be reduced by imposing a carbon tax under the green tax in this industry sector. The United States produces approximately \$750 billion worth of chemicals each year, with significant carbon and gas emissions. And they spend \$5 billion to reduce carbon emissions, but the cost of reducing their carbon emissions is much less than the carbon they emit, which is affecting the environment. When the United States reviews the level of carbon emissions in their chemical sector, it is possible to reduce the level of carbonation by imposing a green tax or carbon tax on those companies, as well as spending on reducing the level of tax earned, which will help reduce the level of carbonation.

3.4 Mineral, Coal & Mining Industry Taxes

Mineral tax refers to the tax imposed by the government on the extraction of mineral resources. Here, mineral resources refer to the extraction of refined oil or the extraction of ore resources, and the government of a country imposes a tax or fee on it. Plants that are operated to extract mineral resources emit carbon emissions that affect the environment. To reduce the level of carbon emission, the government of a country imposes a tax on the extraction of these mineral resources so that the money can be reinvested to protect the balance of the environment, and in addition, the tax must be imposed to make the industries more environmentally friendly through modernization. Governments of different countries analyze their environmental threats and global threats as well as how much impact they have on the environment and impose a certain amount of tax to reduce the level of carbon emissions from this industry for this the role of a country is very important. Governments can work to mitigate against carbon emissions by taxing northern industries to extract scarce resources such as petroleum and unknown oil, which are owned by the government, or how to reduce their impact on the environment, thereby reducing the level of carbonation to some extent. Under Green Taxation. Through the mineral tax, the government provides security for the country's mineral resource extraction as well as security for the environment, which is under regional and international environmental protection laws and plays a very important role in complying with the laws aimed at reducing the level of carbon emissions. It is very important to follow a standard while determining the mineral tax following the investors and the environment, otherwise, additional tax will result in a reluctance to invest in this sector, which will reduce the supply compared to the demand of mineral resources in the country as well as, which will harm the economy. It should be imposed with

care and attention to the environment and by providing subsidies if necessary to reduce the carbon emissions of the environment through the international determination of mineral taxation. Mineral taxation is an alternative approach to direct economic intervention in the market to encourage environmental thinking and mindsets, to protect the environment. By internationally taxing minerals, a country's government earns revenue and reduces extraction, but if no mineralization is done, it results in more extraction, which results in smaller mines and higher carbon emissions. Therefore, to reduce carbon emissions, taxes should be imposed on the resources extracted from the mines, which help in reducing the level of carbon emissions. Mineral taxes vary and are levied according to a country's level of carbon emissions. For example, the US mineral tax is a property tax imposed on mines.

3.5 Metal Industry Taxes

All steel industries around the world use different chemicals and fuels to melt steel to produce different products, which results in carbon emissions. Carbon dioxide emissions in the steel sector are decreasing compared to the past few years due to the use of electric arc furnaces. Because industries are using less polluting Electric Arc Furnace (EAF) for metal production that is reducing carbonation levels and future levels will help more capacity. By imposing an appropriate green tax on the related organizations in this sector, besides reducing the carbon emissions, the revenue will increase which can be spent on developing the Electric Arc Furnace industry, the level of carbon emission will further decrease in the future and will contribute to the protection of the environment. Studies show that by 2050, about 48 percent of global crude steel will be produced using EAF technology, which will emit carbon. Apart from this, if we can levy appropriate taxes through proper review, the industries will be interested in using EAF technology and if the government provides some subsidy in this sector, it can play a big role in reducing the carbon emission of the industries by using this technology. China alone emits about 3.5 billion tons of greenhouse gases every year, producing more than 2 billion tons of metal. China will meet its commitment to reduce its carbon emissions by imposing a green tax on the metal industry, which it has already cut by 30 million tons of crude steel in 2021. 30% reduction in carbon emissions by 2030 is possible if each country considers its environment and economic and environmental impacts in this industrial sector and imposes an appropriate green tax through environmental impact analysis. Therefore, the government of each country imposes a carbon tax on their industries to reduce carbon emissions of carbon dioxide, carbon monoxide, sulfur, sulfuric acid, greenhouse gases, etc. usage will decrease.

3.6 Agricultural Industry Tax

Carbon emissions are released from the chemicals used in the agriculture sector to produce various types of fertilizers, and various types of toxic chemicals mix with the environment's air, water, and cropland, and degrade the quality of the soil. Therefore, to reduce the level of carbon emissions in the agriculture sector, the use of chemicals will be reduced by imposing a tax on the chemicals used in agriculture. On the other hand, the levy of this tax on the sector will increase the use of compost fertilizers, which will protect against harmful effects on the environment and maintain soil quality, besides increasing crop productivity and reducing production costs. Therefore bringing the agricultural sector under green taxation by imposing a tax on the use of chemicals and in addition providing subsidies to the farmers and the agro-industry will help in reducing carbon sequestration. The agriculture sector is very important for any country because without achieving food self-sufficiency no country can continue to depend entirely on imports for its food needs. And if a country is dependent on others for food then it will be seen that import and export will be disrupted due to various epidemics and wars then a country will face health risks as it cannot produce food according to its needs. The world is witnessing its reality today in the Corona pandemic and the Russia-Ukraine war. And the impact is more on the least developed countries and developing countries. Due to this war, the level of carbon emissions is reaching extreme levels, which threatens the environment as well as threatens the global economy.

3.7 Other industrial categories

In addition to the industries discussed above, it is possible to bring down the level of carbon emissions if we bring them under green tax on those industries where carbon emissions are emitted. However, instead of imposing a green tax on all industries in the same way, it will be easier to reduce the overall carbon emission level by reviewing the industries through their importance and imposing a separate tax on each organization considering their role in carbon emissions. Therefore, the government of each country can reduce carbon emissions by imposing a tax on all industrial establishments or individuals that emit carbon under the green tax to protect the balance of the environment and to protect the people from the adverse effects of the environment and also by determining the level of carbon emissions and The national revenue income will increase which can later be used for the development of these sectors.

IV. Industrial Scenario of Carbon Emission

Industrial companies emit different types of carbon and by analyzing, and the levels of some of the highest carbon-emitting countries have been analyzed. Greenhouse gas, methane gas, carbon dioxide, carbon monoxide, sulphur, etc. are notable among the carbon emissions that Shiv institutions emit.

• **Greenhouse Gas**

From 2011 to 2020, the analysis of the European Union and OECD and non-OECD countries shows that only 11 countries emit up to 67% of the total greenhouse gas emissions. Among these countries, China emits the most greenhouse gases, followed by the United States, although not all data is available for China, its two-year greenhouse gas emissions are nearly double those of the rest of the United States. Below table 1, figure number 1 and 1.1 excel sheet analysis and its results are shown there, it will be understood how terrible the intensity of carbon emission of these countries is.

Table 1: Greenhouse Gas (Tonnes of CO2 equivalent, Thousands)

Year	Australia	Canada	France	Germany	Japan	Korea	Switzerland	United Kingdom	United States	China	India	Total%
2011	538,663.88	720,820.93	488,753.45	911,243.77	1,352,174.89	684,703.40	50,552.38	564,263.40	6,845,087.12	33.05
2012	541,899.74	725,587.10	490,256.23	916,901.02	1,394,952.48	688,035.33	51,901.42	580,528.03	6,606,523.76	11,895,765.00	..	66.82
2013	532,267.34	732,162.30	491,335.79	933,987.36	1,406,811.18	697,308.80	52,785.70	567,038.74	6,784,494.22	33.45
2014	526,711.78	729,599.78	461,189.49	894,464.54	1,357,949.77	692,100.73	48,845.03	526,914.79	6,843,355.82	12,300,200.00	..	67.74
2015	534,936.02	732,536.87	464,491.27	897,953.67	1,319,410.64	692,575.95	48,355.48	509,266.13	6,689,006.13	33.50
2016	543,976.81	715,095.86	466,376.98	901,442.03	1,302,713.83	693,612.45	48,631.38	484,244.95	6,537,871.03	..	2,839,424.95	41.28
2017	550,874.86	725,015.65	469,718.63	885,729.47	1,289,434.12	710,743.39	47,754.08	473,113.19	6,500,975.39	31.51
2018	552,484.03	740,006.27	450,787.08	850,541.99	1,245,542.08	727,045.17	46,256.93	464,307.21	6,687,512.57	33.30
2019	546,200.22	738,283.45	441,488.01	799,733.99	1,210,159.62	701,370.42	45,973.87	448,389.64	6,571,725.75	33.40
2020	527,737.05	672,354.02	399,412.67	728,737.65	1,148,122.08	..	43,290.99	405,754.88	5,981,354.37	30.94
Total	5,395,751.72	7,231,462.23	4,623,809.59	8,720,735.49	13,027,270.69	6,287,495.64	484,347.27	5,023,820.95	66,047,906.16	24,195,965.00	2,839,424.95	

Sources: OECD

Figure 1: Greenhouse Gas

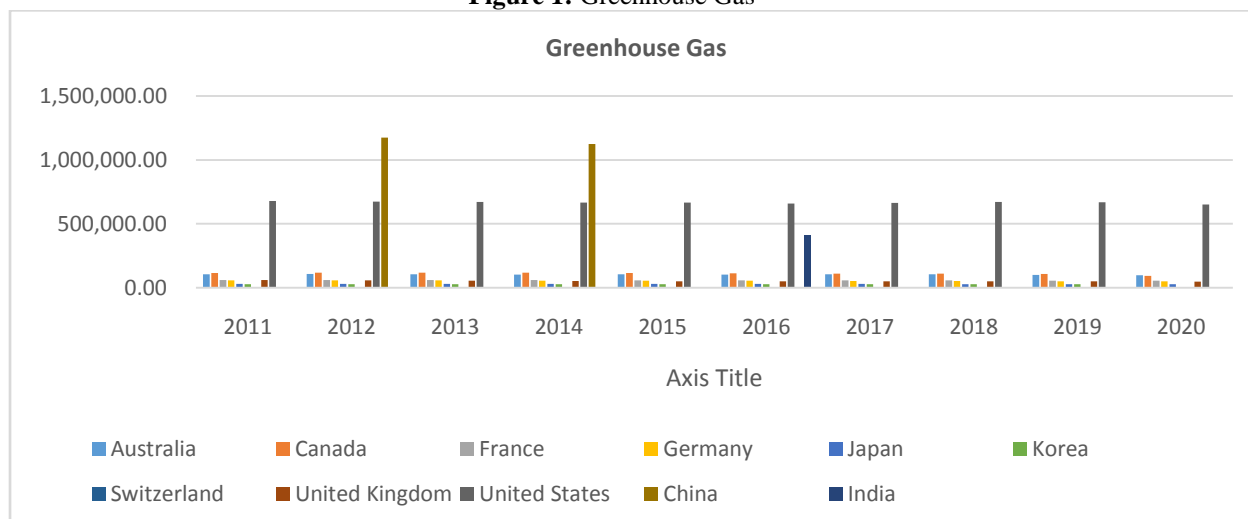
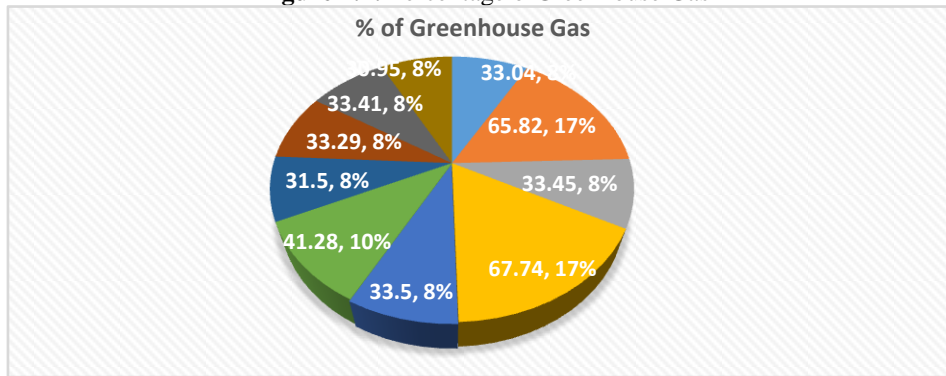


Figure 1.1: Percentage of Greenhouse Gas



Methane Gas

From 2011 to 2020, methane emissions have increased day by day while carbonation levels should decrease, but the opposite has been observed. Among the 11 countries, China is at the top of the list of methane gas emissions, although only two years of China's data analysis where China emits 2,298,870 tons of methane gas in contrast to the United States emits 6,668,903.22 tons of methane gas in 10 years. doing, On the other hand, India is embarking on methylation of 409,530.45 tonnes in a year. Through the analysis by inputting the data in the excel sheet, the results are shown here through table number 2, figure number 2, and 2.1.

Table 2: Methane Gas(Tonnes of equivalent, Thousands)

Country	Australia	Canada	France	Germany	Japan	Korea	Switzerl and	United Kingdom	United States	China	India	Total %
2011	106,310.04	115,375.96	60,914.67	57,051.24	30,782.92	27,820.26	4,967.34	59,789.10	679,771.45	56.50
2012	106,641.05	117,130.24	59,680.24	57,597.41	30,140.56	27,691.35	4,946.22	58,172.73	674,575.23	1,173,900.00	..	71.13
2013	106,249.16	117,272.40	59,520.65	56,966.25	30,093.95	27,501.60	4,874.41	54,001.01	670,076.22	56.32
2014	103,494.60	118,363.75	59,233.23	55,847.31	29,598.40	27,326.13	4,865.21	52,032.40	666,072.51	1,124,970.00	..	67.58
2015	103,955.98	115,609.99	58,318.77	55,626.72	29,255.59	27,195.61	4,838.15	51,023.50	666,713.76	58.62
2016	103,078.58	111,449.84	57,892.05	54,366.22	29,211.69	27,249.75	4,804.35	49,257.55	657,592.19	..	409,530.45	64.70
2017	105,002.79	111,153.86	57,472.33	53,797.60	29,021.96	27,872.95	4,746.61	49,656.35	663,758.35	70.99
2018	105,796.25	111,053.85	56,702.77	52,006.90	28,654.81	28,008.77	4,711.63	49,131.55	671,097.63	70.43
2019	99,367.62	108,834.82	56,226.23	49,944.05	28,474.35	27,511.04	4,633.02	48,833.32	668,826.70	69.89
2020	97,303.63	91,665.11	55,122.81	49,015.34	28,394.07	..	4,587.54	46,759.99	650,419.18	88.78
Total	1,037,199.70	1,117,909.83	581,083.74	542,219.03	293,628.29	248,177.46	47,974.46	518,657.50	6,668,903.22	2,298,870.00	409,530.45	

Sources: OECD

Figure 2: Methane Gas

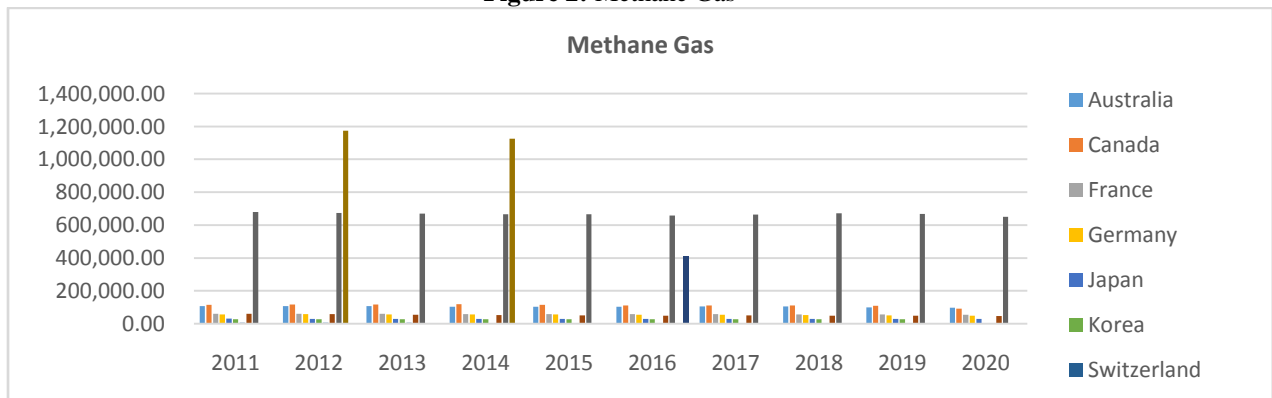
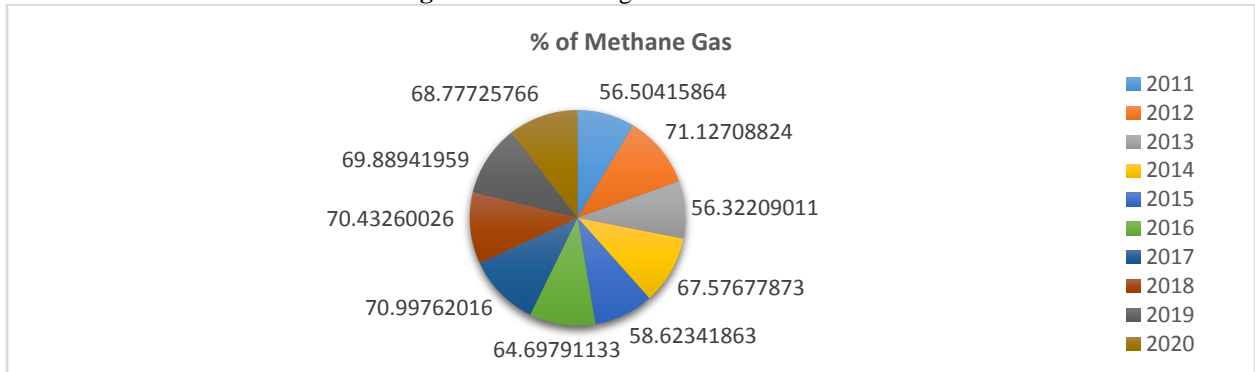


Figure 2.1: Percentage of Methane Gas



Carbon dioxide

Carbon Dioxide: This gas is very harmful to the environment, especially to animals, the amount of carbon dioxide in the air is increasing day by day, but from the year 2011 to 2020, through data analysis, it is seen that the emission level of carbon dioxide is slightly decreasing. That is relatively less. A study found that air pollution is responsible for 80% to 85% of the total deaths in Bangladesh. The risk of human death due to air pollution in every country is increasing day by day. From 2011 to 2020 data analysis in excel sheet and its results are shown in table 3 figure 3 and 3.1.

Table 3: Carbon dioxide(Tonnes of CO2 equivalent, Thousands)

Country	Australia	Canada	France	Germany	Japan	Korea	Switzerland	United Kingdom	United States	China (People's Republic of)	India	Total %
2011	403,828.77	567,054.13	369,674.77	808,911.53	1,265,034.86	625,934.74	40,985.23	470,509.12	5,546,628.96	61.67
2012	406,150.91	568,223.15	371,884.04	813,693.05	1,306,182.51	627,779.95	42,253.03	488,176.36	5,345,454.26	9,893,257.00	..	74.44
2013	397,887.46	572,613.31	373,645.23	831,207.65	1,315,568.70	636,637.26	43,187.73	478,311.00	5,480,926.10	62.28
2014	393,952.88	569,839.69	342,923.52	792,255.43	1,264,413.25	629,870.14	39,233.63	439,505.39	5,528,871.28	10,274,851.00	..	74.91
2015	401,793.06	574,298.19	347,527.79	795,556.57	1,223,605.16	634,320.40	38,731.82	423,162.94	5,376,577.93	62.33
2016	411,264.29	560,525.31	351,094.36	800,339.83	1,203,888.21	637,427.68	39,185.34	400,145.84	5,251,757.63	..	2,231,069.00	66.38
2017	414,358.31	571,544.62	354,045.61	785,616.47	1,188,358.95	650,220.24	38,178.64	388,085.92	5,210,957.58	63.37
2018	416,283.83	584,369.12	339,398.54	754,408.43	1,143,411.91	664,976.14	36,873.82	380,444.86	5,376,657.23	63.48
2019	416,356.59	584,714.18	332,962.15	707,149.95	1,106,015.49	643,766.99	36,733.06	365,468.41	5,259,143.84	64.46
2020	399,922.13	534,863.82	295,136.42	639,381.01	1,042,224.02	..	34,240.97	326,920.69	4,715,691.11	64.65
Total	4,061,798.22	5,688,045.52	3,478,292.43	7,728,519.92	12,058,703.05	5,750,933.54	389,603.27	4,160,730.53	53,092,665.92	20,168,108.00	2,231,069.00	

Sources: OECD

Figure 3: Carbon dioxide

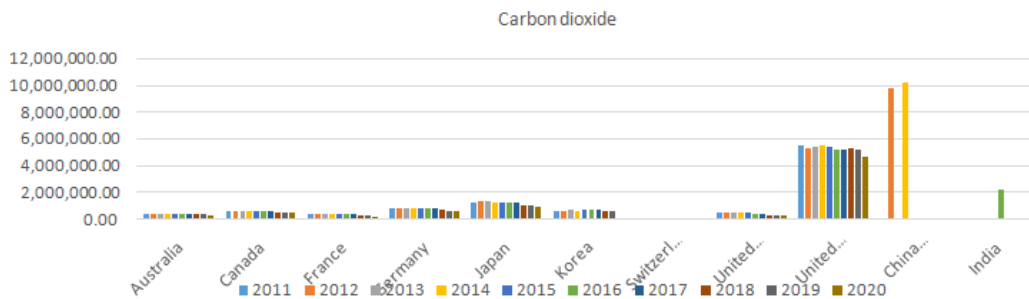
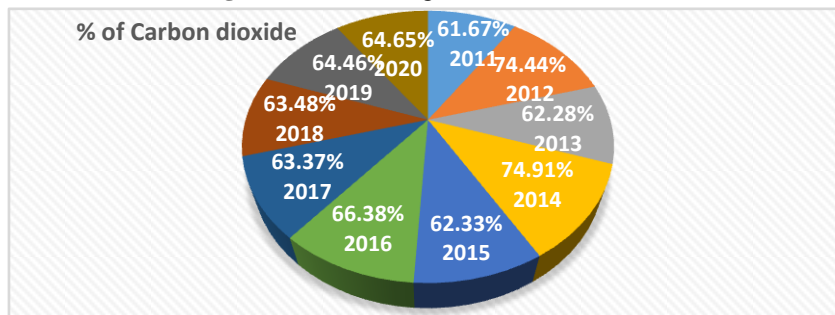


Figure 3.1: Percentage of Carbon dioxide



V. Roll of Green Taxation on Industrial Sectors

Therefore, every country's carbon-emitting institutions must ensure carbon tax and reduce carbon emission levels. And it is very important to reduce the level of these emissions so that the government of those countries imposes a carbon tax on the institutions through proper management and the companies comply with it appropriately.

• Imposition of Tax on Industry

One of the important functions of green tax is to impose a tax on industries that involve environmental issues. Green taxes are levied to protect a country's and the world's environment by taxing all carbon emissions from the industry as well as water, soil, and other environmental pollutants. Therefore, to reduce carbon emissions, every industry and the related component of the industry that has an impact on the environment is taxed to reduce the costs of the environment while reducing the level of carbon emissions.

• Revenue Income of the Country

Green taxation in the green environmental sector increases government revenue. If the government of the country wants to, it can increase the revenue by imposing a tax on all the business organizations related to the environment within the country, which later provides the GDP of the country as well as the future expenditure in these sectors. So a country's government can reduce carbon emissions by raising revenue through taxation.

• Use of Tax Money for Research & Development

Any country can use the money earned from the imposed green tax for the research and development of that country and help to reduce the level of carbon emission in the environment by maintaining the green environment through the innovation of new technology. Therefore, each country invents new technologies to maintain the balance of the environment through the international inn and its innovation power. Lower and will contribute to reducing the world's carbon emissions by sharing it among all.

• Protecting the Environment & Carbon Reduction

Through the imposition of the green tax, industrial companies aim to reduce their tax amount, they reduce carbon emission which plays an important role in protecting the environment. In addition to this, they take new steps for sustainable economic development, and to make this industry more standardized, they create new investments as well as Green Economic Zone which has a direct role in reducing carbon emissions. For example, today wood is not used for the production of bricks, some of it is used in underdeveloped and developing countries but its use is very less in developing countries.

Finally, carbon tagging plays an important role in the industry for tax imposition, revenue income, research and development, and carbon reduction as well as protection of environmental pollutants

VI. Discussion of the Result

This research paper reviewed and observed the overall industry and tax system of the country as well as the world and found that there are some limitations and some obstacles to the imposition of green tax on the industry which hinders the proper management of the green tax policy. Again, there are many countries and many organizations that by properly paying this tax, they are supporting the tax policy and playing a special role in reducing the level of carbon emissions in the environment. Royal economic countries are giving more importance to green tax, as a result of which it is seen that their levels are decreasing proportionally from the 1990s till today, but the overall review shows that they have reduced the level of carbonation to a great extent considering this era of industrialization. Some countries such as Canada, Japan, Australia, New Zealand, Germany, United Kingdom, USA, Netherlands, Bangladesh, etc. are trying their best to comply with the policy of green tax to reduce carbon emissions under green accounting. All the problems that exist for the implementation of the Green tax have discussed as well as some ways to solve them are tried to find an easy way to reduce carbon emissions. For all countries in the world to properly reduce carbon emissions, a carbon emission standard can be set and a green tax charged to countries internationally in addition to a domestic green tax in each country.

a. Findings of the Problems

Green labeling of industries Each country has to face its problems. Besides, some problems have arisen internationally. Some of the internal and international problems of the country are highlighted.

• Every country has not yet adopted its industrial sectors under environment-friendly technology especially developing countries and underdeveloped countries.

• Each country aims to increase its domestic production and due to economic and political interests, they do not impose the green tax.

• It is difficult to properly levy green tax on vehicles used in the transport sector as the tax can no longer be based on the life of the vehicle and the fuel used.

• It is difficult to impose a proper tax on carbon emissions for the production of chemical fertilizers in agriculture because there is a risk of reduction in production.

- Lack of awareness among people where they are systematically opposed to green tax as they feel that higher taxes will reduce their profits or increase financial costs.
- It is sometimes difficult to determine the carbon emissions that are emitted in the chemical industry and even air pollution is often difficult to identify the amount of carbon in the air.
- Determining how much carbon an organization is emitting is very difficult. Because it is not possible for the government to bring each institution under its scope and if the institutions themselves are not aware, it becomes a complicated matter for the government to determine the green tax on carbon emissions.
- The imposition of green tax is still a complicated issue as carbon emission standards are not yet properly accepted in the world.
- Some countries impose carbon taxes based on estimates or based on the industries they use.
- Many developing and underdeveloped countries do not want to impose a green tax on industrial establishments due to their fragile economies.
- Many countries of the world are still not aware of the green tax and they cannot impose the green tax due to ignorance of its importance.

b. Recommendation

To protect the environment of a country, the government of that country, as well as all the industries including various organizations, should follow the environmental rules and regulations, otherwise, the environmental disaster of that country will be created and it will take the form of material disaster. Green tax plays a role in carbon emissions as it plays a role in the revenue of a country and this tax is mainly imposed on various industries for sustainable investment because these companies emit the most carbon which has a direct impact on the environment. Therefore, to reduce the level of carbon emission in a country, the government of that country imposes a tax against all types of carbon reduction under the Green Tax in addition to the carbon tax.

- **International Standard Adaptation:** There is no specific standard in the world yet for green tax or carbon emission for environmental protection. Therefore, there is a need to set a standard to reduce the level of carbon emissions, like organizations such as IFRS, IAS & GAAP otherwise, some developed countries are emitting too much carbon. Therefore, intending to reduce the level of carbon emissions of all countries collectively, it is necessary to create provisions for the imposition of green tax with the level of carbon emissions based on international organizations. If so, it is possible to reduce carbon emissions to some extent.
- **Sustainable Energy:** To reduce the level of carbon emission of industrial establishments, the use of sustainable energy should be given importance through Green tax in the energy industry so that there is no excessive carbon emission in the production of our daily usable products. In addition to this, the vehicle registration fee and various other charges will be added to the tax. In addition to this, subsidiary facilities should be provided to manufacturing companies related to green transport, then they will be interested in using green energy.
- **Control Production of Polythene Products:** Imposing a green tax on those products which emit carbon into the environment and pollute the environment's air, soil & water, etc. Organizations reduce pollution levels and reduce carbon emissions. Apart from this, institutions should introduce refund schemes for development purposes so that they can easily reduce carnations.
- **Sustainable Green Transport:** The transportation sector emits the most greenhouse gas emissions in the world, and if wants to reduce its level in this sector, things like transportation registration fees, road permit fees, and fuel taxes should be properly imposed on them by bringing them under the green tax. In addition to this, they should be encouraged to import green technology-rich transport by providing subsidiaries here if necessary. In addition to this, all the transports that are providing services should be brought under registration free from time to time and impose green tax along with it. In addition, carbon emissions can be reduced by assigning specific service life to transport.
- **Investment tax:** Imposing a green tax on investor investment in carbon emission-related industrial sectors will make investors aware and create pressure on industrial companies to use environmentally friendly technologies and reduce the level of carbon footprint. In this, the industrial sector will be forced to reduce the level of carbon footprint to some extent, otherwise, the investors will drive investment from them to other sectors. Governments of each country will help reduce the level of carbon emissions by imposing a green tax on their industry sector through rules and regulations.
- **Gas and other emission tax:** Apart from carbon emission, all industrial establishments including various types of gas, chemical, chemical, fertilizer production, extraction of mineral resources, etc. emit various types of chemical, gases, and chemical products such as carbon tax on those establishments. Imposing a green tax to reduce waste emissions only.

Finally, to reduce the level of carbon emission or emissions, a green tax should be imposed by bringing every organization under the green tax.

VII. Conclusion

Collective action for each member of the industry to contribute to the green tax proposal is to contribute where green taxes are designed to reduce costs while avoiding green taxes. Because when an organization or industry thinks about carbon emissions, they can easily implement their green tax by reducing carbon emissions from the provision they keep. As a result, it will be possible to reduce the cost of the adverse impact on the environment, so the green tax policy should be implemented in such a way that the government does not have to bear all the costs, so that the carbon-emitting companies play a role in reducing the level of carbon emission, according to the government policy. They should also direct companies to spend money from their Provisional Funds to fix carbon-emission levels and reduce carbon emissions. And since each beneficiary has little to gain, it is difficult to mobilize strong support for a green tax. This policy is not only limited to one country but only by spreading it around the world, it is possible to reduce the level of carbon emission. If necessary, the institutions related to carbon emission should arrange tax exemption on provisional fund creation. Then the industries will be willing to pay the green tax and as a result, the level of carbon emission in the environment will be reduced to a great extent. However, policymakers in developed countries have taken collective action in favor of green labeling. Where they are working towards a green tax directed at producers by taxing companies. Currently, it is widely used in European countries, but it is still difficult to implement properly in many underdeveloped countries and developing countries. Because the economic system of these countries is not like that of developed countries, as a result, when they reverse the carbon emission of an industrial company, the profit level of these companies decreases, so they think about their profit and reduce the production capacity of the industrial company, and many investors are these companies. Reducing investment in other sectors, there is an overall impact on the market system. Therefore, by bringing developing and underdeveloped countries under a provision and making them interested in the benefits of green taxation and making them aware of the benefits of green taxation, they can conduct their production activities keeping in mind the environment and reduce the maximum carbon emissions. can reduce the level of carbon footprint. In this case, developed countries can provide their technologies to developing and underdeveloped countries and through cooperation, they can reduce the level of carbonation and protect the world from various disasters and ensure a healthy environment. In addition, countries can also work towards the goal of innovating new technologies through massive investment in their research and development sector. It will help in reducing the level of carbon emission and this investment money can be used to conduct their research and development activities from the government budget in addition to the green tax. However, few industry bodies or policymakers are collectively opposed to green taxation. Because it disrupts the tendency to enjoy excessive profits and some countries do not want to reduce their emission levels because it affects their production. Along with some political influence, the political parties due to their vested interests oppose the stringent measures taken to protect the environment. As an initiative of all interests, we should reduce the level of carbon emission to save the environment and for that by imposing a green tax to determine the level of its carbonation as well as revenue which will again be used for industrial enterprises to reduce the level of carbonation and for the discovery of advanced technologies. Only 10%-12% of countries in the world emit 60% to 70% of carbon in any sector. Countries need to take measures to reduce carbon emissions quickly, so these countries need to impose the highest tax and increase the tax sector on carbon-emitting industries. Various studies have shown that the level of carbonation is decreasing slightly from the previous decades through the imposition of the green tax, but still, the level of carbon emission is increasing rapidly due to the lack of implementation everywhere. For economic growth, various green tax policies need to be determined by ensuring optimal utilization of the industrial sector for environmental balance along with self-social development. Then the green tax will become interested in environmental degradation and the optimal use of natural energy as a tool to reduce carbon emissions.

Acknowledgments & Author's Contribution

Muhaiminul Islam¹ proposed the idea, formulated & generated the idea, made an analysis of the data, work to write a draft the manuscript, and implemented the idea and critical analysis, evaluated by the excel sheet, and provide contribution feedback. **Nahin Rahman**² is working on reading, writing, data collection, and correction of mistakes and also discussed the data and she also analyzed data, and help to write the article. **Md. SarzulAlom Sodesh**³ & **Monisha Saha**⁴ revised the collected data and draft manuscript and they also suggestions & finding the problems. At last, we also discussed the result formulation & finally complete our work together. No funding was received from any organization or individual for this research paper, it was done under it's our own funds. The conclusion of this research paper depends on the contribution of some people who are helping to provide information special thanks to my respected teacher Md. Faykuzzaman Mia sir who inspired me to research this sector.

Authors Details



Muhaiminul Islam¹, PG Student, Department of Accounting & Information Systems. Bangabandhu Sheikh Mujibur Rahman Science & Technology University, Gopalganj-8100, Bangladesh. E-mail: muhaiminulbsmrstu16@gmail.com



Nahin Rahman², PG Student, Department of Accounting & Information Systems. Bangabandhu Sheikh Mujibur Rahman Science & Technology University, Gopalganj-8100, Bangladesh. E-mail: nahinpp@gmail.com



Md. Sarzulalom Sodesh³, PG Student, Department of Accounting & Information Systems. Bangabandhu Sheikh Mujibur Rahman Science & Technology University, Gopalganj-8100, Bangladesh. E-mail: sarzulalam26@gmail.com



Monisha Saha⁴, PG Student, Department of Accounting & Information Systems. Khulna University. E-mail: sahamonisha99@gmail.com

Statement of Competing Interest

The authors declare that they have no conflict of interest.

References

- [1]. Abdul Qayum, A. G. (2016). 'Environmental taxation basedintegrated modeling towards sustainable'; Springer Nature; 2016. Springer Nature.
- [2]. Alyazi Almansoori, P. H. (2021). 'Effects of Suitable Sustainability Practices on firms'Performance'. <https://www.researchgate.net/publication/354363157>.
- [3]. Bhatia, P. &. (2020). A feasibility study of implementation of green tax. International Journal of Scientific & Technology Research, 9(2.), 1495-1500.
- [4]. Braden, J. a. (1993). "Information Problems in the Design of Nonpoint-Source Pollution Policy". Kluwer Academic Publishers, Boston, MA., 1-36.
- [5]. Folmer, E. R. (2019). Green taxation; <https://www.researchgate.net/publication/40139801>.
- [6]. Goulder, L. (1994). Environmental Taxation and the "Double Dividend". "Public Finance, Environment, and Natural Resources".
- [7]. Miller, S. J. (2013). Are environmentally related taxes effective? Inter-American Development Bank. <https://www.cbd.int/financial/mainstream/idb-tax.pdf>, series no. IDB-WP-467, working paper.
- [8]. Muhaiminul Islam, N. R. (Sep. 2022.). Green Accounting Practices in Financial &Non-financial Sectors and Its Applicability in Bangladesh. International Journal of Advances in Engineering and Management (IJAEM), 4(9), 1444-1459.
- [9]. Oliveira, D. &. ((2017).). Green taxation on competitiveness: The effect of the ISP tax on the Portuguese retail sector of road fuels. International Journal of Energy Economics and Policy, 7(1), 178-184., 7(1), 178-184.
- [10]. PAL, A. (n.d.). Green Taxation: Its Impact and Necessity in India; <https://ssrn.com/abstract=3613538>.
- [11]. Parry, I. (1994). Pollution Taxes and Revenue Recycling. Economic Research Service.

Appendix A: Proof

Table A1: Greenhouse Gas (Tonnes of CO2 equivalent, Thousands)

Greenhouse Gas (Tonnes of CO2 equivalent, Thousands)										
Country	2011	2012	2013	2014	2015	2016	2017	2018	2019	2020
Australia	538,663.88	541,899.74	532,267.34	526,711.78	534,936.02	543,976.81	550874.86	552,484.03	546,200.22	527,737.05
Canada	720,820.93	725,587.10	732,162.30	729,599.78	732,536.87	715,095.86	725,015.65	740,006.27	738,283.45	672,354.02
France	488,753.45	490,256.23	491,335.79	461,189.49	464,491.27	466,376.98	469,718.63	450,787.08	441,488.01	399,412.67
Germany	911,243.77	916,901.02	933,987.36	894,464.54	897,953.67	901,442.03	885,729.47	850,541.99	799,733.99	728,737.65
Japan	1,352,174.89	1,394,952.48	1,406,811.18	1,357,949.77	1,319,410.64	1,302,713.83	1,289,434.12	1,245,542.08	1,210,159.62	1,148,122.08
Korea	684,703.	688,035.	697,308.	692,100.	692,575.	693,612.	710,743.	727,045.	701,370.	..

Green Taxation Impact On Industrial Sectors Which Reduces Carbon Emission In A Country

	40	33	80	73	95	45	39	17	42	
Switzerland	50,552.38	51,901.42	52,785.70	48,845.03	48,355.48	48,631.38	47,754.08	46,256.93	45,973.87	43,290.99
United Kingdom	564,263.40	580,528.03	567,038.74	526,914.79	509,266.13	484,244.95	473,113.19	464,307.21	448,389.64	405,754.88
United States	6,845,087.12	6,606,523.76	6,784,494.22	6,843,355.82	6,689,006.13	6,537,871.03	6,500,975.39	6,687,512.57	6,571,725.75	5,981,354.37
China	..	11,895.765.00	..	12,300.200.00
India	2,839,424.95
Total	12,156,263.23	23,892,350.12	12,198,191.41	24,381,331.73	11,888,532.16	14,533,390.27	11,102,483.90	11,764,483.32	11,503,324.97	9,906,763.72
OECD										
Asia	2,731,902.00	2,789,432.00	2,794,503.00	2,733,207.00	2,706,437.00	2,697,602.00	2,707,852.00	2,684,323.00	2,644,194.00	2,560,855.00
Oceania	4,073,614.95	4,000,973.33	3,912,498.34	3,774,703.36	3,822,458.44	3,827,576.07	3,853,437.79	3,770,097.47	3,611,932.03	3,308,860.73
European Union	4,939,826.00	4,910,646.00	4,822,705.00	4,658,598.00	4,701,293.00	4,709,940.00	4,742,754.00	4,646,610.00	4,457,987.00	4,138,020.00
OECD - Europe	16,239.326.00	16,028.011.00	16,148.451.00	15,979.031.00	15,865.839.00	15,746.288.00	15,731.436.00	15,830.883.00	15,430.845.00	14,371.239.00
OECD Total										
Non-OECD Economies	310,314.53	310,670.24	321,011.89	322,554.61
OECD America	8,490,810.00	8,261,502.00	8,463,994.00	8,522,848.00	8,391,668.00	8,227,537.00	8,201,864.00	8,404,488.00	8,286,978.00	7,630,678.00
Total	36,785.793.48	36,301.234.57	36,463.163.23	35,990.941.97	35,487.695.44	35,208.943.07	35,237.343.79	35,336.401.47	34,431.936.03	32,009.652.73
Percentage%	33.04	65.82	33.45	67.74	33.50	41.28	31.50	33.29	33.41	30.95

Figure A1: Greenhouse Gas

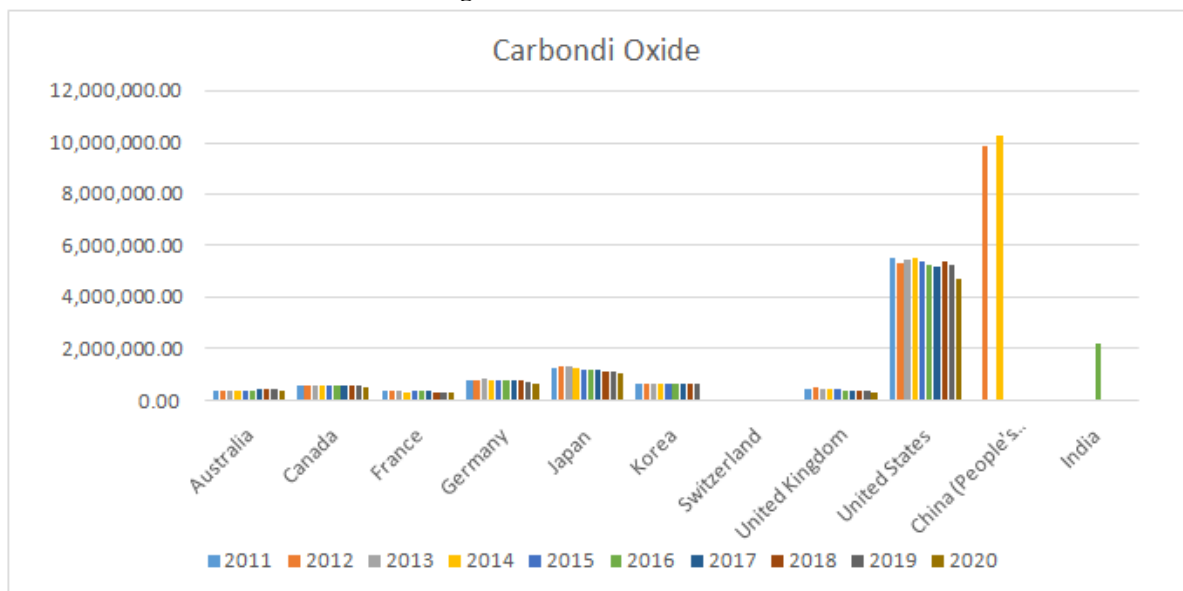


Figure A1.1: Percentage of Greenhouse Gas

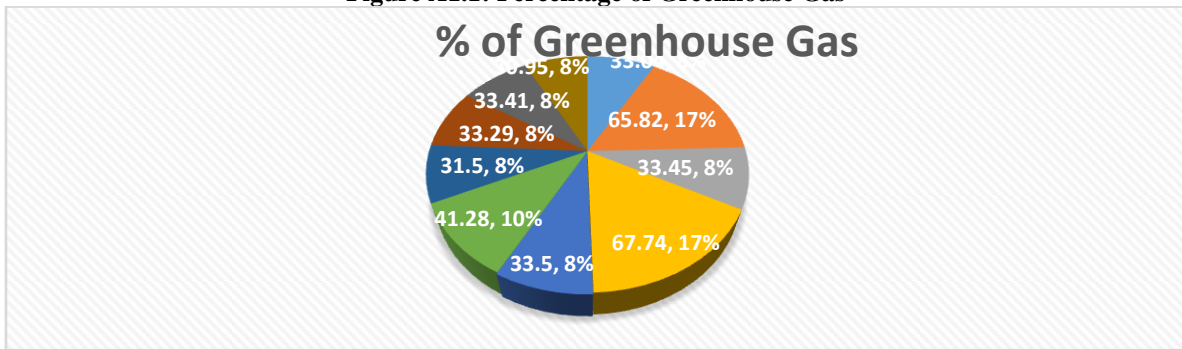


Table A2: Methane Gas(Tonnes of equivalent, Thousands)

Pollutant: Methane Gas(Tonnes of CO2 equivalent, Thousands)										
Country	2011	2012	2013	2014	2015	2016	2017	2018	2019	2020
Australia	106,310.04	106,641.05	106,249.16	103,494.60	103,955.98	103,078.58	105,002.79	105,796.25	99,367.62	97,303.63
Canada	115,375.96	117,130.24	117,272.40	118,363.75	115,609.99	111,449.84	111,153.86	111,053.85	108,834.82	91,665.11
France	60,914.67	59,680.24	59,520.65	59,233.23	58,318.77	57,892.05	57,472.33	56,702.77	56,226.23	55,122.81
Germany	57,051.24	57,597.41	56,966.25	55,847.31	55,626.72	54,366.22	53,797.60	52,006.90	49,944.05	49,015.34
Japan	30,782.92	30,140.56	30,093.95	29,598.40	29,255.59	29,211.69	29,021.96	28,654.81	28,474.35	28,394.07
Korea	27,820.26	27,691.35	27,501.60	27,326.13	27,195.61	27,249.75	27,872.95	28,008.77	27,511.04	..
Switzerland	4,967.34	4,946.22	4,874.41	4,865.21	4,838.15	4,804.35	4,746.61	4,711.63	4,633.02	4,587.54
United Kingdom	59,789.10	58,172.73	54,001.01	52,032.40	51,023.50	49,257.55	49,656.35	49,131.55	48,833.32	46,759.99
United States	679,771.45	674,575.23	670,076.22	666,072.51	666,713.76	657,592.19	663,758.35	671,097.63	668,826.70	650,419.18
China	..	1,173,900.00	..	1,124,970.00
India	409,530.45
Total	1,142,782.97	2,310,475.02	1,126,555.65	2,241,803.53	1,112,538.07	1,504,432.68	1,102,482.80	1,107,164.16	1,092,651.15	1,023,267.67
European Union	1,142,782.92	1,136,575.02	1,126,555.65	1,116,833.53	1,112,538.07	1,094,902.23	1,102,482.80	1,107,164.16	1,092,651.15	1,023,267.67
Non-OECD Economies	879,692.95	2,111,800.63	873,646.48	2,200,583.45	785,232.64	1,230,416.54	450,361.92	464,784.28	470,748.80	464,531.79
Total	2,022,475.87	3,248,375.65	2,000,202.13	3,317,416.98	1,897,770.71	2,325,318.77	1,552,844.72	1,571,948.44	1,563,399.95	1,487,799.46
Percentage %	56.50415864	71.12708824	56.32209011	67.57677873	58.62341863	64.69791133	70.99762016	70.43260026	69.88941959	68.77725766

Figure A2: Methane Gas

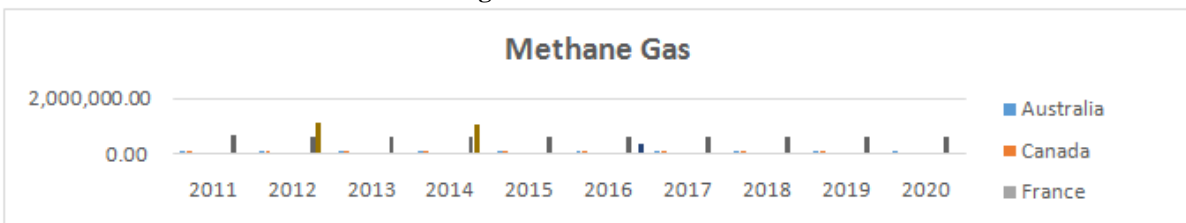


Figure A2.1: Percentage of Methane Gas

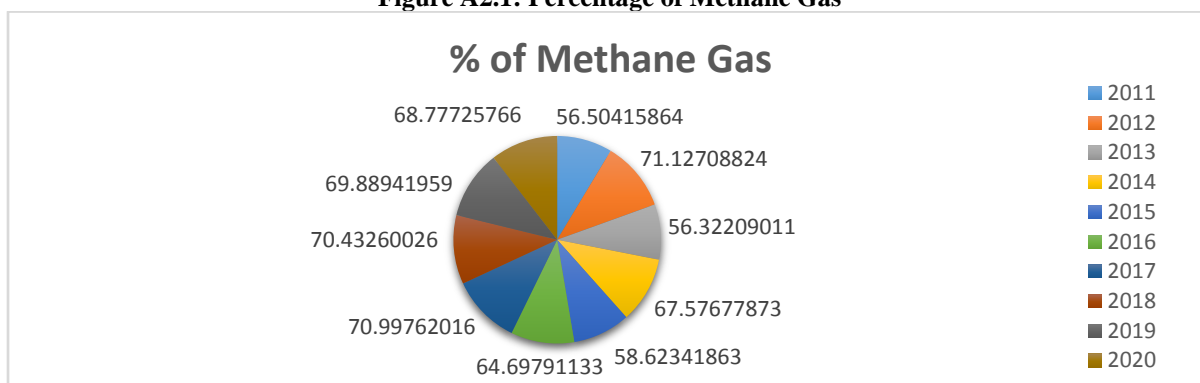


Table A3: Carbon dioxide Gas(Tonnes of CO2 equivalent, Thousands)

Pollutant Carbon dioxide(Tonnes of CO2 equivalent, Thousands)										
Unit										
Country	2011	2012	2013	2014	2015	2016	2017	2018	2019	2020
Australia	403,828.77	406,150.91	397,887.46	393,952.88	401,793.06	411,264.29	414,358.31	416,283.83	416,356.59	399,922.13
Canada	567,054.13	568,223.15	572,613.31	569,839.69	574,298.19	560,525.31	571,544.62	584,369.12	584,714.18	534,863.82
France	369,674.77	371,884.04	373,645.23	342,923.52	347,527.79	351,094.36	354,045.61	339,398.54	332,962.15	295,136.42
Germany	808,911.53	813,693.05	831,207.65	792,255.43	795,556.57	800,339.83	785,616.47	754,408.43	707,149.95	639,381.01
Japan	1,265,034.86	1,306,182.51	1,315,568.70	1,264,413.25	1,223,605.16	1,203,888.21	1,188,358.95	1,143,411.91	1,106,015.49	1,042,224.02
Korea	625,934.74	627,779.95	636,637.26	629,870.14	634,320.40	637,427.68	650,220.24	664,976.14	643,766.99	..
Switzerland	40,985.23	42,253.03	43,187.73	39,233.63	38,731.82	39,185.34	38,178.64	36,873.82	36,733.06	34,240.97
United Kingdom	470,509.12	488,176.36	478,311.00	439,505.39	423,162.94	400,145.84	388,085.92	380,444.86	365,468.41	326,920.69
United States	5,546,628.96	5,345,454.26	5,480,926.10	5,528,871.28	5,376,577.93	5,251,757.63	5,210,957.58	5,376,657.23	5,259,143.84	4,715,691.11
China	..	9,893,257.00	..	10,274,851.00
India	2,231,069.00
Total	10,098,562.12	19,863,054.27	10,129,984.43	20,275,716.20	9,815,573.87	11,886,697.49	9,601,366.34	9,696,823.87	9,452,310.66	7,988,380.17
European Union – 27 countries	13,261,623.20	13,086,923.21	13,151,869.28	12,965,964.71	12,864,333.64	12,769,519.44	12,736,192.94	12,796,186.70	12,239,386.01	10,048,000.93
Non-OECD Economies	3,112,699.37	13,595,369.23	3,114,575.21	14,099,325.96	2,883,347.93	5,138,185.57	2,414,157.66	2,478,812.70	2,423,527.02	2,309,107.98
Total	16,374,322.57	26,682,292.44	16,266,444.49	27,065,290.67	15,747,681.57	17,907,705.01	15,150,350.60	15,274,999.40	14,662,913.03	12,357,108.91
Percentage	61.67	74.44	62.28	74.91	62.33	66.38	63.37	63.48	64.46	64.65

Figure A3: Carbon dioxide Gas

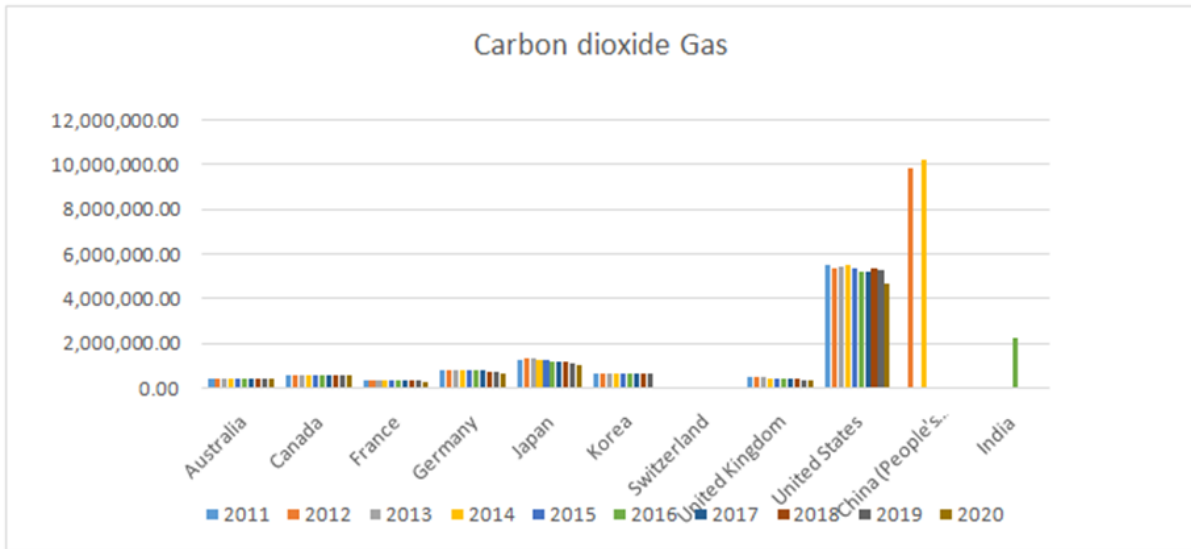
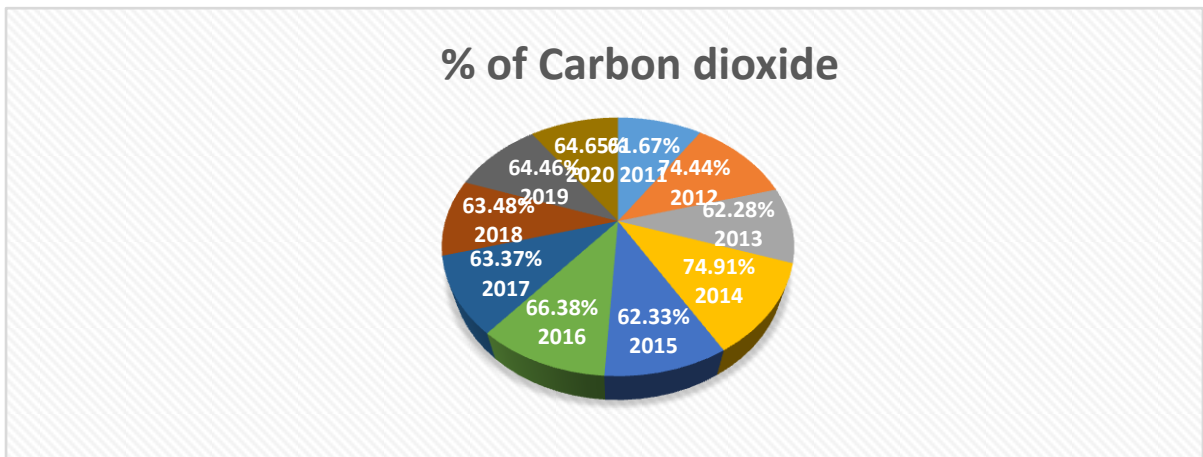


Figure A3.1: Percentage of Carbon dioxide



Muhaiminul Islam, et. al. "Green Taxation Impact On Industrial Sectors Which Reduces Carbon Emission In A Country." *IOSR Journal of Business and Management (IOSR-JBM)*, 24(12), 2022, pp. 30-46.