

# A Comparative Study of Influence of Ascorbic Acid and Other Organic Acid on Corrosion of Mild Steel Using Mössbauer Spectroscopy

Kashyap Dhoot<sup>1</sup>

<sup>1</sup>(Department of Physics, Jai Narayan Vyas University, India)

**Abstract :** In present investigation a systematic study of role of Ascorbic Acid and other organic acids like Salicylic Acid, Acetyl Salicylic Acid and Maleic Acid, of different strength, on corrosion of Mild Steel in corrosive media brackish water is carried out. It is observed that the Ascorbic Acid of concentration 0.05M and higher in corrosive media brackish water effectively influences the formation of usual corrosion species and also retards the rate of rust formation while for other organic acid it is observed that these acids are not able to suppress the formation of usual corrosion product

**Keywords:** Ascorbic Acid, Corrosion of Mild Steel, Mössbauer Spectroscopy, Organic Acids

## I. INTRODUCTION

Chemical transformation of the surface of the metal and alloys are of immense techno economic importance. The efficacy of some of the reducing agents in inhibition of corrosion of mild steel is reported by Iovchev [1], [2]. Recently Natalya et al [3] reported corrosion inhibition of carbon steel in acidic environment and Adriana et al [4] have reported corrosion inhibition of carbon steel in hydrochloric acid solution.

In the present work a systematic study of influence of ascorbic acid and some organic acid on corrosion of mild steel in brackish water has been carried out. The aim of the study is to see the influence of these acids in the formation of corrosion product. Mössbauer spectroscopy is used because it is suitable for the identification of chemical state of iron.

## II. EXPERIMENTAL

All the chemicals used were of analytical reagent grade. Mild steel plates of size 2.5\*2.5\*2.5 cm<sup>3</sup> were first polished mechanically and degreased by the acetone and benzene prior to use.

These plates were emerged in the solution of ascorbic acid of strength 0.02M and higher and Salicylic Acid, Acetyl Salicylic Acid and Maleic Acid of strength 0.1M for different exposure time of 10-60 days. The loss of water due to evaporation was compensated by addition of deionized water twice a day. After desired time of exposure samples were dried at room temperature and then the rust was scrapped from the surface by a fine glass knife for Mössbauer Spectroscopic investigation. Experimental setup and Instrumental details are described in Nigam et al [5].

## III. RESULT AND DISCUSSION

Typical Mössbauer Spectra of rust due to brackish water, ascorbic acid are shown in figure 1 and 2 respectively. Mössbauer parameters obtained for these spectrums are given in table 1 and 2. Typical Mössbauer Spectra due to other organic acids are shown in figure 3 and Mössbauer parameters for these spectrums are given in table 3.

From table 2 it is clear that ascorbic acid of concentration >0.05M effectively suppress the formation of usual corrosion product and it also retards the rate of rust formation. While from table 3 it is clear that other organic acids are not able to suppress the formation of usual corrosion products however Ferrihydrite to  $\beta$ - $\gamma$ -FeOOH ratio is increased corresponding to the control solution.

The possible reason to account for why ascorbic acid inhibits corrosion while other organic acids failed to do so may be due to the difference in their functional group. Ascorbic acid has active phenolic group and it is well known that phenols inhibit corrosion.

**Table 1.** Mössbauer parameters for the rust of mild steel due to exposure in Brackish water.

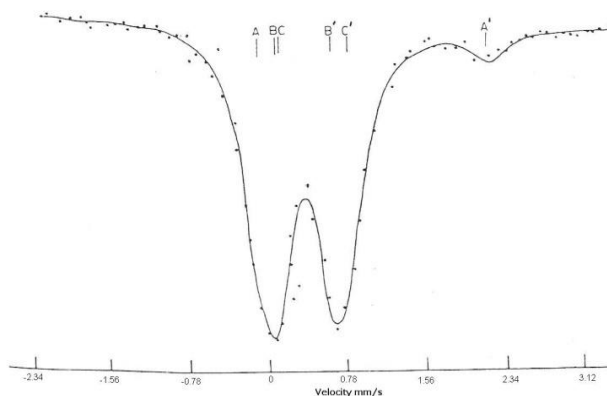
Exposure Time (days)	Doublet	QS (mm/s)	IS (mm/s)	LW (%)	A (%)	Species
15	AA <sup>2</sup>	0.66	0.30	0.50	64.0	Fe <sup>3+</sup>
15	BB <sup>2</sup>	0.71	0.49	0.38	27.0	Fe <sup>3+</sup>
15	CC <sup>2</sup>	2.34	0.96	0.38	9.0	Fe <sup>2+</sup>
60	AA <sup>2</sup>	0.66	0.31	0.52	67.0	Fe <sup>3+</sup>
60	BB <sup>2</sup>	0.71	0.41	0.39	20.0	Fe <sup>3+</sup>
60	CC <sup>2</sup>	2.41	0.96	0.36	13.0	Fe <sup>2+</sup>

**Table 2.** Mössbauer parameters for the rust of mild steel due to exposure in brackish water containing ascorbic acid.

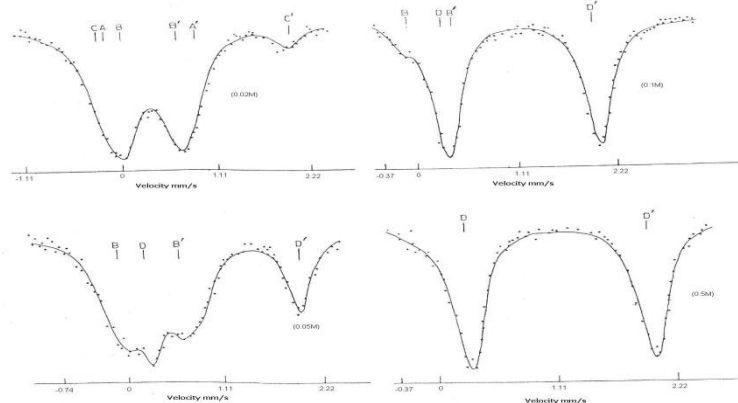
Exposure Time	Concentration of ascorbic acid(M)	Doublet	QS (mm/s)	IS (mm/s)	LW	A (%)	Species
15	0.02	AA'	0.87	0.38	0.49	69.0	Ferrihydrite
15	0.02	BB'	0.50	0.37	0.35	25.0	$\beta,\gamma$ -FeOOH
15	0.02	CC'	2.27	0.90	0.34	6.0	FeCl <sub>2</sub> .4H <sub>2</sub> O
15	0.05	AA'	0.90	0.34	0.36	12.0	Ferrihydrite
15	0.05	DD'	1.71	1.21	0.30	88.0	?
60	0.02	AA'	1.03	0.38	0.37	18.0	Ferrihydrite
60	0.02	BB'	0.62	0.37	0.51	71.0	$\beta,\gamma$ -FeOOH
60	0.02	CC'	2.26	0.91	0.36	11.0	FeCl <sub>2</sub> .4H <sub>2</sub> O
60	0.05	BB'	0.60	0.33	0.52	67.0	$\beta,\gamma$ -FeOOH
60	0.05	DD'	1.74	1.16	0.33	33.0	?
60	0.1	BB'	0.58	0.18	0.30	10.0	$\beta,\gamma$ -FeOOH
60	0.1	DD'	1.73	1.21	0.35	90.0	?
60	0.5	DD'	1.72	1.21	0.34	100.0	?

**Table 3.** Mössbauer parameters for the rust of mild steel due to exposure in brackish water containing organic acid of concentration 0.1M.

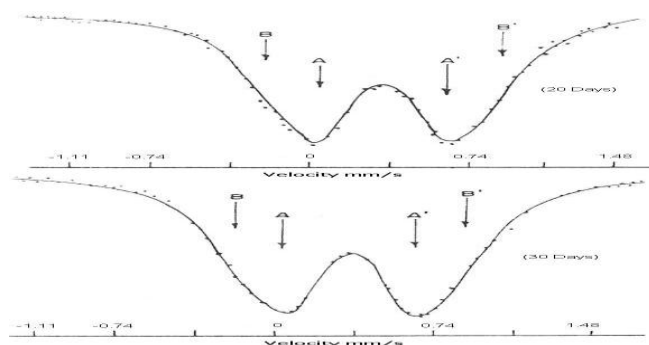
Exposure Time(days)	Name of organic acid	Doublet	QS (mm/s)	IS (mm/s)	LW	A (%)	Species
20	Salicylic	AA'	0.57	0.35	0.39	49.0	$\beta,\gamma$ -FeOOH
		BB'	0.99	0.35	0.44	51.0	Ferrihydrite
30	Salicylic	AA'	0.63	0.35	0.40	68.0	$\beta,\gamma$ -FeOOH
		BB'	1.04	0.36	0.41	32.0	Ferrihydrite
20	Acetyl Salicylic	AA'	0.58	0.35	0.38	65.0	$\beta,\gamma$ -FeOOH
		BB'	1.02	0.34	0.39	35.0	Ferrihydrite
30	Acetyl Salicylic	AA'	0.54	0.35	0.36	45.0	$\beta,\gamma$ -FeOOH
		BB'	0.94	0.34	0.50	55.0	Ferrihydrite
10	Maleic	AA'	0.56	0.35	0.38	48.0	$\beta,\gamma$ -FeOOH
		BB'	0.99	0.35	0.45	52.0	Ferrihydrite
20	Maleic	AA'	0.62	0.34	0.42	72.0	$\beta,\gamma$ -FeOOH
		BB'	1.08	0.35	0.35	28.0	Ferrihydrite
30	Maleic	AA'	0.64	0.36	0.42	83.0	$\beta,\gamma$ -FeOOH
		BB'	1.15	0.37	0.30	17.0	Ferrihydrite



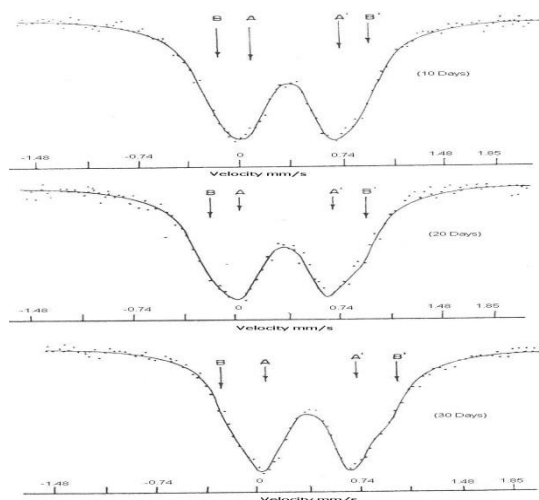
**Fig. 1.** Mössbauer spectra of rust due to Brackish Water (15Days).



**Fig 2.** Mössbauer Spectra of rust due to Brackish Water containing Ascorbic Acid (60 Days)



**Fig. 3(a).** Acetyl Salicylic Acid of Strength 0.1M



**Figure 3(b).** Maleic Acid of Strength 0.1M

**Fig. 3** Mössbauer Spectra of rust due to Organic Acids

### References

- [1] M. Iovchev, Br. Corsos. Journal vol. 18 no. 3 148(1983).
- [2] M. Iovchev, Desalination, 52,285(1985).
- [3] Natalya V. Likhanova, Octavio Olivares-Xomet, Diego Guzmán-Lucero Int. J. Electrochem. Sci., 6 (2011) 4514 – 4536.
- [4] Adriana Patru, Samide Ion, Mircea Predaa Materials Letters Volume 62, Issue 2, 31 January 2008, Pages 320-322.
- [5] A.N. Nigam, R.P. Tripathi, M.L. Jangid and M.P. Chacharkar J. RADIOANAL. Nucl. Chem. letters, 117, 4, 243(1987).