

Study the Physical Properties of Different Types of Raw Milk in Algezera Farms (Sudan)

Sara I. Elmahal¹ Ahmed H. Elfaki¹ Mubarak M. Ahmed¹

*1 Department of Physics College of Science Sudan University of Science and Technology
Corresponding Author: Sara I. Elmahal*

Abstract: *The physical properties of milk components affect the functional properties and quality attributes of foods in which they are used. Hence, knowledge of the basic physical properties of milk components is critical in determining the usefulness of milk components in food formulations and in determining quality attributes and acceptability of foods containing these components, we study physical properties of raw milk of sheep, goat, cow and camel in Algezera Farms Sudan. Milk samples were collected from farm, and analyzed for their physical features, including colour, viscosity, surface tension, density, refractive index, freezing point, and boiling point, were compared with the physical characteristics of the fresh natural milk samples from camel, cow, sheep and goat. Therefore, these elements were compared with the physico-chemical properties of fresh natural milk samples from buffalo, cow and goat. The results were also compared with reported milk quality from different countries and World Health Organization (WHO) standards. We found that all the physical properties of available milk meet the requirements of the WHO, except for viscosity that is below world standards.*

Keywords: *Milk, Physical properties, Algezera, density, viscosity.*

Date of Submission: 18-08-2018

Date of acceptance: 03-09-2018

I. INTRODUCTION

Milk is an important source of all basic nutrients required for mammals including human beings. Milk from various mammals such as cow, buffalo, goat, sheep, camel, etc. is used for different nutritional purposes, e.g., feeding to young ones and preparation of some nutritional products such as milk cream, butter, yogurt, ghee, sour milk, etc. (Webb et al., 1974; Hassan, 2005). Different studies of physical analysis characteristics have been widely used in analyses and have been documented in the literature, for example, Mohammad Imran, Hamayun Khan, Syed Shah Hassan, and Rasool Khan the analyses physicochemical characteristics of various milk samples available in Pakistan, orphan definition the physical characteristics of various milk samples titratable acidity was measured by titrimetric method, and expressed as percent of lactic acid. Specific gravity, conductivity and viscosity were determined by the standard methods (Mohammad Imran, Hamayun Khan, Syed Shah Hassan, and Rasool Khan (2008, Jul). J.E. Kinsella in November 1987 study the physical properties of food and milk components: research needs to expand uses we found the increasing formulation and fabrication of food products, the need and demand for reliable functional ingredients will expand. The food processing industry will increasingly place a premium on obtaining functional ingredients with reliable, well-defined physical and functional properties to facilitate automated formulation of food products and to ensure consistent product quality. Additionally, the satisfactory substitution of ingredients or simulation of traditional foods critically depends on knowledge of the physical properties of ingredients and of foods per se. Hence, there is a need for the establishment of a data bank that contains reliable information on the physical and functional properties of milk components and dairy ingredients. Where reliable data are not available, the needed research should be undertaken. In order to be successful in this endeavor, reliable, standardized testing methods need to be developed to measure those physical and functional properties related to quality attributes of foods, (J.E. Kinsella, 2008) moreover, Ken R. Morison, Jack P. Phelan & Chris G. Bloore in Aug. 2012 viscosity and non-Newtonian behaviour of concentrated milk show to the analysis shows that the most significant contribution to changes in the viscosity of milk concentrates is the heat treatment of the proteins. This work shows the value of using relative viscosity, and highlights the need for compositional analysis and details of heat treatment before useful interpretation of viscosity data is possible. The main focus of this article is to investigate analyzed for their physical characteristics to know would milk be cheated.

II. Materials And Methods

2.1 Study Area

This study was carried out in Algezera state Elnuba town located 50 Km south of Khartoum, Sudan.

2.2 Raw Material

Fresh cow's milk was collected in a sterile manner from the dairy facility at Algezera Farms South Khartoum, Sudan. Was aseptically collected then it was utilized as the raw material, and it was used in experiments within 1 hour.

2.3 Colour

The natural milk color ranges from white to a relative blue to yellow to gold depending on the proportion of fat and the proportion of non-fatty solids animal variety and food.

2.4 Surface Tension

Milk is less superficial than water because there are substances that reduce it, such as lipoproteins, which are concentrated around the fat granules. Milk Samples were computation and were at room temperature at 20 °C (0.0000178-0.000058) N/m².

2.5 Viscosity

Viscosity is the resistance to flow. Increase in temperature results in decrease in viscosity. Milk Samples were computation and were at room temperature at 20 °C (0.8-1.7) poss.

2.6 Density

Density is the ratio of density of the substance to density of a standard substance (Water). Density of milk is usually expressed at 20 °C (1.030C). Average density of milk at 20 °C ranges from (1.03 to 1.05).

2.7 Refractive Index

Refractive Index is the measure of change in direction of light beam in a medium, RI is affected by protein, lactose & minerals, not by fat. Milk Samples were computation and were at room temperature 20 °C is (1.35-1.38).

2.8 Freezing Point

Milk freezes at a temperature slightly lower than that of water due to the soluble constituents in milk such as lactose, minerals which lower the freezing point. The freezing point of milk ranges from (-0.42) to (-0.55) °C with average (-0.48) °C.

2.9 Boiling Point

Milk boiling point higher temperature more than water due to presence of dissolving substances, and Boiling point increases with surface tension, milk boiling point ranges from (136) to (155) °C with average (145) °C.

3. RESULTS AND DISCUSSION

3.1 Estimation the value of surface tension in milk .

Obtained results showed the analysis for four samples (cow, camel, goat, sheep) of milk used. The value for the surface tension were at room temperature (0.0000178-0.000058) N/m² with average (0.0000397) N/m², this value is very small compared with value in water because found surfactants fat portion. Most investigators agree that surface tension in milk is smaller than water (Ibrahim Bushara, 2013).

Figure 1 summarizes the value surface tension in four samples (cow, camel, goat, sheep) of milk, high value linearly in cow milk, and appear decrease in goat milk and camel milk at arrangement, and low value linearly in sheep milk.

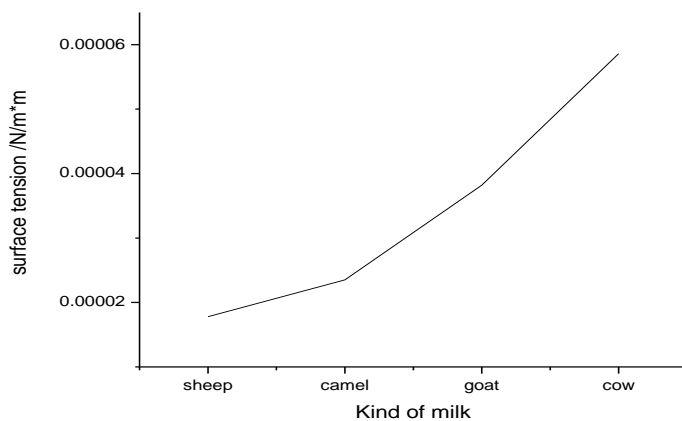


Figure 1. Values of surface tension of different kinds of milks.

3.2 Estimation the value of viscosity in milk.

Obtained results showed the analysis for four samples (cow, camel, goat, sheep) of milk used. The value for the viscosity were at room temperature (0.8-1.7) poss, with average (1.25) poss, this value is bigger than compared with value in water (0.005) poss because fat materials .

Note that all liquids show a higher viscosity at low temperature but milk is different from the rest of the liquids because of its nature under certain conditions and increase under other conditions. Its nature is less than its jacket, which helps to separate the cream from milk, but it increases when treated at higher temperatures such as those that are under pressure

Figure 2 summarizes the value of viscosity in four samples (cow, camels, goats, sheep) of milk, changes in high-value viscosity in goats and camels because most people drink without heating. Changes in low viscosity in cows and sheep because most people drink pasteurized.

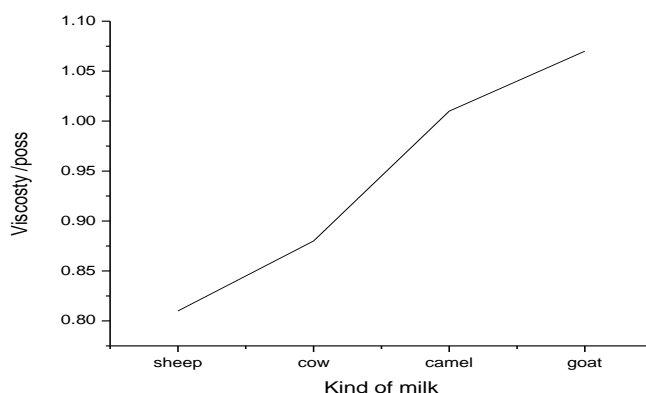


Figure 2. values of viscosity of different kinds of milks.

3.3 Estimation the value of density in milk.

Obtained results showed the analysis for four samples (cow, camel, goat, sheep) of milk used. The value for the viscosity were at room temperature (1.0496-1.0584) with average (1.054). The value of milk density is greater than its value in water because milk contains substances that increase its density, also, fat reduces the specific weight. The higher the amount of fat in milk, the lower the specific weight, which leads to reduced milk density.

Figure 2 summarizes the value density in four samples (cow, camel, goat, sheep) of milk. Changes in the high value density at cow and goat because the effect solid materials in fatness.

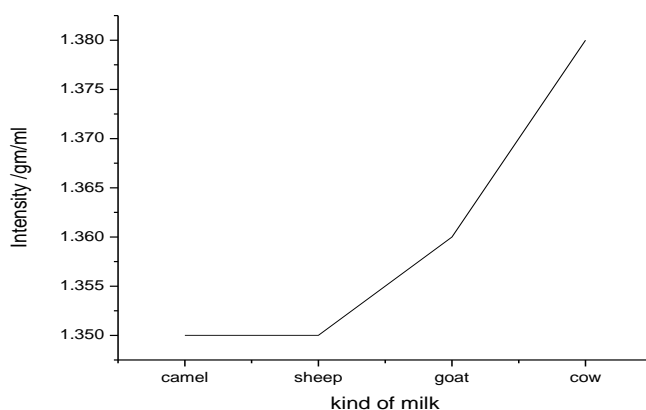


Figure 3. Values of density of different kinds of milks.

Therefore, the weight of the milk is higher than the specific weight of the water changes at the high value density at camel and sheep because the fat lessens value of density.

3.4 Estimation the value of Refractive Index in milk.

Obtained results showed the analysis for four samples (cow, camel, goat, sheep) of milk used. The value for the Refractive Index in milk were at room temperature (1.35-1.38) with average (1.365), value of Refractive Index in milk big at compared with value in water.

Figure 4 summarizes the value Refractive Index in four samples (cow, camel, goat, and sheep) of milk.

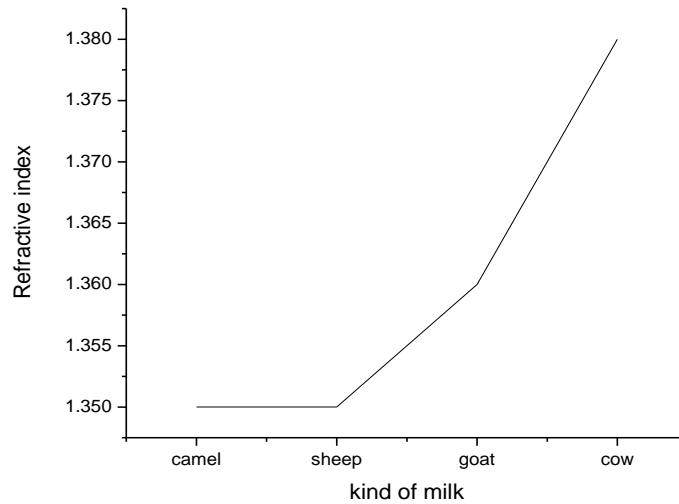


Figure 4. Values of refractive index of different kinds of milks.

For changes in the high refractive index value in cow's milk and goats, and appear to dangle in camels and sheep.

Note that the addition of water in the milk leads to a decrease in the refractive index value, so the refractive index is a quick test indicator of knowledge of milk cheating.

3.5 Estimation the value of freezing point and boiling point in milk.

Obtained results showed the value for four samples (cow, camel, goat, sheep) of milk used, boiling point ranges from (136) to (155) °C with average (145) °C. The value of boiling point in milk is higher than water because the milk contains solid molten in liquid milk.

The freezing point in milk ranges from (-0.42) to (-0.55) centigrade with an average (-0.48) centigrade, and the milk freezes at a low point of water, because some molten metals have a low freezing point in milk.

Adding preservatives to reduce freezing and relatively high solubility, and use the experiment to estimate milk purity and cheating,

When water is added, the milk rises to the freezing point and becomes close to the freezing point.

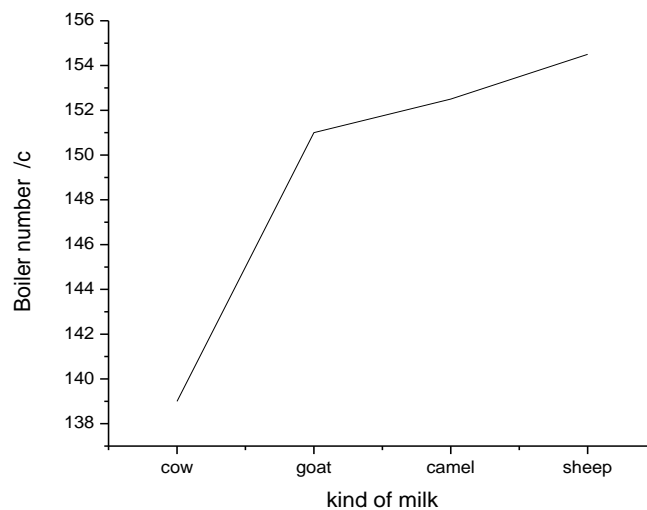


Figure 5. Values of boiling point of different kinds of milks.

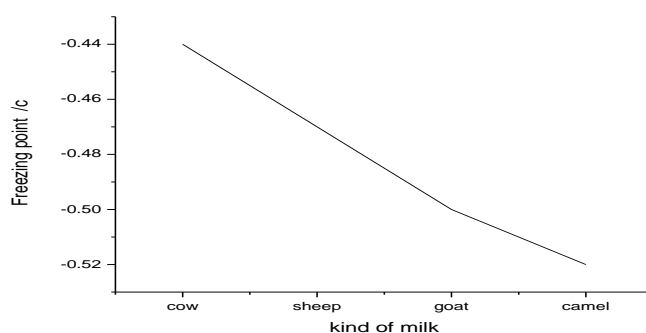


Figure 6. Values of freezing point of different kinds of milks.

III. Conclusions

As a conclusion, proposed the value was successfully used to analyses by physical properties in different kinds of raw milk (cow, camel, goat, and sheep), This may be a good outcome for the quality of the standards and standards of food for milk because it was compared to the standards of global health. Some the data could be fitted within experimental milk fudge. The analysis shows that the most significant contribution to physical properties to milk in room temperature compare with water physical properties in room temperature, This work shows the value of surface tension, viscosity, density, refractive index, freezing point and boiling point and test of color.

The using of Physical properties of the best ways to know cheat milk and thus know the added value of water for milk.

Acknowledgments

First thanks of all teams in laboratories of physical and chemical in Sudan University of Science and Technology, Khartoum, Sudan, Secondly gratefully to Ministry of Petroleum & Gas, Khartoum, Sudan.

References

- [1]. Ken R. Morison, Jack P. Phelan & Chris G. Bloore, (2012), Viscosity and Non-Newtonian Behaviour of Concentrated Milk and Cream. *International Journal of Food Properties*, 882-894. <https://doi.org/10.1080/10942912.2011.573113>.
- [2]. Fernandez-Martin, F. (1972), Influence of temperature and composition on some physical properties of milk and milk concentrates. II. Viscosity. *Journal of Dairy Research*, 39: 75–82. (Web of Science ®).
- [3]. Karlsson, A.O., Ipsen, R., Scharader, K. and Ardö, Y. (2005). Relationship between physical properties of casein micelles and rheology of skim milk concentrate. *Journal of Dairy Science*, 88: 3784–3797. 2005. (Web of Science ®).
- [4]. Phipps, L.W. (1969). The interrelationships of the viscosity, fat content and temperature of cream between 40° and 80°C. *Journal of Dairy Research*, 36: 417–426. (Web of Science ®).
- [5]. Lyle K. Sowls, Vearl R. Smith, Robert E. Sloan, Edna Regehr, (1961), Chemical Composition and Physical Properties of the Milk of the Collared Peccary, *Journal of Mammalogy*, Volume 42, Issue 2, 20 May 1961, Pages 245–251, <https://doi.org/10.2307/1376835>.
- [6]. She Chen, Gerd Bobe, Shelly Zimmerman, Earl G. Hammond, Cindie M. Luhman, Terri D. Boylston, Albert E. Freeman, and Donald C. Beitz, (2004), Physical and Sensory Properties of Dairy Products from Cows with Various Milk Fatty Acid Compositions, *J. Agric. Food Chem.*, 2004, 52 (11), pp 3422–3428, DOI: 10.1021/jf035193z.
- [7]. J.E. Kinsella, (1987), Physical Properties of Food and Milk Components: Research Needs to Expand Uses, *Journal of Dairy Science*, Volume 70, Issue 11, Pages 2419-2428, [https://doi.org/10.3168/jds.S0022-0302\(87\)80304-1](https://doi.org/10.3168/jds.S0022-0302(87)80304-1) Get rights and content.
- [8]. Ibrahim Bushara, (2013), Study naturalness physical characteristics of milk pdf. [Google Scholar] (Web of Science ®).
- [9]. Dobrzański Z, Kolacz R, Górecka H, Chojnacka K, Bartkowiak A, (2005). The content of microelements and trace elements in raw milk from cows in the Silesian region. *Polish J Environ Stud*. 2005;14(5):685–689.
- [10]. Jaffar M, Shah MH, Shaheen N, Khaliq A, Tariq SR, Manzoor S, Saqib M. Pre- and post-expiry metal levels in canned dry milk. *Nut Food Sci*. 2004;34(2):65–71. doi: 10.1108/00346650410529023.
- [11]. Bell, R.W., Curran, H.R., Evans, F.R. Effects of Temperature and Time of Sterilization upon Properties of Evaporated Milk. *J. Dairy Sci*. 1944;27:913–919.
- [12]. Nelson, V. (1948). The Spectrophotometric Determination of the Color of Milk. *J. Dairy Sci*. 1948;31:409–414.
- [13]. Webb, B.H., Holm, G.E. The Heat Coagulation of Milk. *J. Dairy Sci*. 1932;15:345–366. (Google Scholar).
- [14]. *Journal of Agricultural and Food Chemistry*, 51: 6488–6494 [Web of Science], [Google Scholar].
- [15]. Snoeren, T.H.M., Damman, A.J. and Klok, H.J. (1982). The viscosity of skim-milk concentrates. *Netherlands Milk and Dairy Journal*, 36: 305–316 [Google Scholar].
- [16]. Fernandez-Martin, F. (1972). Influence of temperature and composition on some physical properties of milk and milk concentrates. II. Viscosity. *Journal of Dairy Research*, 39: 75–82. (Web of Science ®)

Sara I. Elmahal "Study the Physical Properties of Different Types of Raw Milk in Algezera Farms (Sudan)" *IOSR Journal of Applied Physics (IOSR-JAP)*, vol. 10, no. 4, 2018, pp. 44-48.